

(19) World Intellectual Property
Organization
International Bureau



(43) International Publication Date
17 February 2005 (17.02.2005)

PCT

(10) International Publication Number
WO 2005/014655 A2

- (51) International Patent Classification⁷: C08B 31/00
- (21) International Application Number:
PCT/EP2004/008821
- (22) International Filing Date: 6 August 2004 (06.08.2004)
- (25) Filing Language: English
- (26) Publication Language: English
- (30) Priority Data:
PCT/EP03/08859 8 August 2003 (08.08.2003) EP
PCT/EP03/08829 8 August 2003 (08.08.2003) EP
PCT/EP03/08858 8 August 2003 (08.08.2003) EP
04005849.7 11 March 2004 (11.03.2004) EP
60/552,174 11 March 2004 (11.03.2004) US
- (71) Applicant (for all designated States except US): FRESENIUS KABI DEUTSCHLAND GMBH [DE/DE]; Else-Kröner-Strasse 1, 61352 Bad Homburg v.d.H. (DE).
- (72) Inventors; and
- (75) Inventors/Applicants (for US only): EICHNER, Wolfram [DE/DE]; An der Landwehr 30, 35510 Butzbach (DE). SCHIMMEL, Martin [DE/DE]; Burgweg 1, 61206 Wöllstadt (DE). HACKET, Frank [DE/DE]; Schmiedenstrasse 2, 66709 Rappweiler (DE). KRAUS, Elmar [DE/DE]; Liebigstrasse 12, 61231 Bad Nauheim (DE). ZANDER, Norbert [DE/DE]; Zellbergsheideweg 45, 38527 Meine (DE). FRANK, Ronald [DE/DE]; Heegblick 1, 38527 Meine Grassel (DE). CONRADT, Harald [DE/DE]; Okerstrasse 11, 38100 Braunschweig (DE). SOMMERMEYER, Klaus [DE/DE]; In der Laubach 26, 61191 Rosbach (DE).
- (74) Agent: WICHMANN, Hendrik; Isenbruck Bösl Hörschler Wichmann Huhn, Prinzregentenstrasse 68, 81675 München (DE).
- (81) Designated States (unless otherwise indicated, for every kind of national protection available): AE, AG, AL, AM, AT, AU, AZ, BA, BB, BG, BR, BW, BY, BZ, CA, CH, CN, CO, CR, CU, CZ, DE, DK, DM, DZ, EC, EE, EG, ES, FI, GB, GD, GE, GH, GM, HR, HU, ID, IL, IN, IS, JP, KE, KG, KP, KR, KZ, LC, LK, LR, LS, LT, LU, LV, MA, MD, MG, MK, MN, MW, MX, MZ, NA, NI, NO, NZ, OM, PG, PH, PL, PT, RO, RU, SC, SD, SE, SG, SK, SL, SY, TJ, TM, TN, TR, TT, TZ, UA, UG, US, UZ, VC, VN, YU, ZA, ZM, ZW.
- (84) Designated States (unless otherwise indicated, for every kind of regional protection available): ARIPO (BW, GH, GM, KE, LS, MW, MZ, NA, SD, SL, SZ, TZ, UG, ZM, ZW), Eurasian (AM, AZ, BY, KG, KZ, MD, RU, TJ, TM), European (AT, BE, BG, CH, CY, CZ, DE, DK, EE, ES, FI, FR, GB, GR, HU, IE, IT, LU, MC, NL, PL, PT, RO, SE, SI, SK, TR), OAPI (BF, BJ, CF, CG, CI, CM, GA, GN, GQ, GW, ML, MR, NE, SN, TD, TG).

Declaration under Rule 4.17:
— of inventorship (Rule 4.17(iv)) for US only

Published:
— without international search report and to be republished upon receipt of that report

For two-letter codes and other abbreviations, refer to the "Guidance Notes on Codes and Abbreviations" appearing at the beginning of each regular issue of the PCT Gazette.

WO 2005/014655 A2

(54) Title: CONJUGATES OF HYDROXYALKYL STARCH AND A PROTEIN

(57) Abstract: The present invention relates to conjugates of hydroxyalkyl starch and a protein wherein these conjugates are formed by a covalent linkage between the hydroxyalkyl starch or a derivative of the hydroxyalkyl starch and the protein. The present invention also relates to the method of producing these conjugates and the use of these conjugates.

Conjugates of Hydroxyalkyl Starch and a Protein

The present invention relates to conjugates of hydroxyalkyl starch and a protein wherein these conjugates are formed by a covalent linkage between the hydroxyalkyl starch or a derivative of the hydroxyalkyl starch and the protein. The present invention also relates to the method of producing these conjugates and the use of these conjugates.

It is generally accepted that the stability of proteins can be improved and the immune response against these proteins is reduced when these proteins are coupled to polymeric molecules. WO 94/28024 discloses that physiologically active proteins modified with polyethylene glycol (PEG) exhibit reduced immunogenicity and antigenicity and circulate in the bloodstream considerably longer than unconjugated proteins, i.e. have a reduced clearance rate.

WO 02/09766 discloses, among others, biocompatible protein-polymer compounds which are produced by conjugation of biologically active protein with a biocompatible polymer derivative. The biocompatible polymers used are highly reactive branched polymers, and the resulting conjugates contain a long linker between polymer derivative and protein. As biocompatible polymers, polymers of formula $(P-OCH_2CO-NH-CHR-CO-)_n-L-Q_k-A$ are described, wherein P and Q are polymeric residues and k may be 1 or 0. For P and Q, polyethylene glycol, polypropylene glycol, polyoxyethylene, polytrimethylene glycol, polylactic acid and its derivatives, polyacrylic acid and its derivatives, polyamino acid, polyvinyl alcohol, polyurethane, polyphosphazene, poly(L-lysine), polyalkylene oxide, polyacryl amide and water soluble polymers such as dextran or polysaccharide are mentioned. As proteins, among others, alpha, beta and gamma interferons, blood factors, cytokines such as interleukins, G-CSF, GM-CSF are mentioned. In the examples of WO 02/09766, only mono-, di- and tri-polyethyleneglycol derivatives are disclosed which are coupled exclusively to interferon and epidermal growth factor, and human growth hormone.

WO 94/01483 discloses biocompatible polymer conjugates which are formed by covalently binding a biologically inactive polymer or polymer derivative to a pharmaceutically pure, synthetic hydrophilic polymer via specific types of chemical bonds. As naturally occurring polymers and derivatives thereof, polysaccharides such as hyaluronic acid, proteoglycans

such as chondroitin sulfates A, B and C, chitin, heparin, heparin sulfate, dextrans such as cyclodextran, hydroxyethyl cellulose, cellulose ether and starch, lipids such as triglycerides and phospholipids are disclosed. As synthetic polymers, among others, polyethylene and derivatives thereof are described having an average molecular weight of from about 100 to about 100,000. As proteins linked to the polymer or the polymer derivative, cytokines and growth factors are described, including interferons, tumor necrosis factors, interleukins, colony stimulating factors, growth factors such as osteogenic factor extract, epidermal growth factor, transforming growth factor, platelet derived growth factor, acidic fibroblast growth factor and others are disclosed. In all working examples of WO 94/01483, polyethylene glycols derivatives are used as polymer.

WO 96/11953 discloses N-terminally chemically modified protein compounds and methods of their production. Specifically, G-CSF compositions are described which result from coupling a water soluble polymer to the N terminus of G-CSF. In the context of WO 96/11953, also consensus interferone N-terminally coupled to water soluble polymers are disclosed. While a wide variety of water polymers are listed in WO 96/11953 (e.g. copolymers of ethylene glycol and propylene glycol, carboxymethyl cellulose, dextran, polyvinyl alcohol, polyvinyl pyrrolidone, poly-1,3-dioxolane, poly-1,3,6-trioxane, ethylene/maleic anhydride copolymer, polyaminoacids (either homopolymers or random copolymers), poly(n-vinyl pyrrolidone)polyethylene glycol, polypropylene glycol homopolymers, polypropylene oxide/ethylene oxide copolymers or polyoxyethylated polyols), only PEGylated G-CSF or consensus IFN compositions are described in the working examples of WO 96/11953.

WO 97/30148 relates to polypeptide conjugates with reduced allergenicity comprising a polymeric carrier molecule having two or more polypeptide molecules coupled thereto. These conjugates are preferably part of compositions used in the personal care market. Said conjugates are produced by activating a polymeric carrier molecule, reacting two or more polypeptide molecules with the activated polymeric carrier molecule and blocking of residual active groups on the conjugate. As polymeric carrier molecule, a vast variety is listed in WO 97/30148, including such different groups of compound like natural or synthetic homopolymers such as polyols, polyamines, polycarboxylic acids and heteropolymers comprising at least two different attachment groups. Examples are given, which comprise star PEGs, branched PEGs, polyvinyl alcohols, polycarboxylates, polyvinylpyrrolidones and poly-

D,L-amino acids. Among others, also dextrans such as carboxymethyl dextran, celluloses such as hydroxyethyl cellulose or hydroxypropyl cellulose, hydrolysates of chitosan, starches such as hydroxyethyl starches or hydroxypropyl starches, glycogen, agarose, guar gum, inulin, pullulan, xanthan gum, carrageenin, pectin, alginic acid etc. are disclosed. As polypeptides, only some enzymes are explicitly disclosed.

Baldwin, J.E. et al., Tetrahedron, vol. 27 (1981), pp. 1723 - 1726 describe the chemical modification of dextran and hydroxyethyl starch to give aldehyde substituted polymers which are allowed to react with hemoglobin to give soluble polymer-bound hemoglobins. These were shown to be capable of binding oxygen, but heart perfusion experiments clearly indicated that the polymer-bound hemoglobins were not suitable for use as blood substitutes.

WO 99/49897 describes conjugates of hemoglobin formed by reacting polysaccharides such as dextrane or hydroxyethyl starch with amino groups of the hemoglobin. As functional groups of the polysaccharide, aldehyde groups produced by oxidative saccharide ring-opening are used. As preferred reducing agent used, borane dimethylamine is disclosed. Moreover, WO 99/49897 is exclusively limited to hemoglobin.

WO 03/074087 relates to a method of coupling proteins to a starch-derived modified polysaccharide. The binding action between the protein and the polysaccharide, hydroxyalkyl starch, is a covalent linkage which is formed between the terminal aldehyde group or a functional group resulting from chemical modification of said terminal aldehyde group of the hydroxy alkyl starch molecule, and a functional group of the protein. As reactive group of the protein, amino groups, thio groups and carboxyl groups are disclosed, and aldehyde groups of the protein are not mentioned. Moreover, while a vast variety of possibilities of different linkages is given in the form of many lists, including different functional groups, theoretically suitable different linker molecules, and different chemical procedures, the working examples describe only two alternatives: first, an oxidized hydroxyethyl starch is used and coupled directly to proteins using ethyldimethylaminopropyl carbodiimide (EDC) activation, or a non-oxidized hydroxyethyl starch is used and coupled directly to a protein forming a Schiff's base which is subsequently reduced to the respective amine. Thus, the working examples of WO 03/074087 neither disclose a single conjugate coupled via a thio group or a carboxy group of the protein, nor describe a conjugate comprising hydroxyethyl starch, the protein, and one or more linker molecules.

Nearly the complete literature regarding techniques of coupling a polymer to a protein describes PEGylation methods and PEGylated proteins (e.g. interferons alpha, interferons beta). Despite the progress of coupling methods and use of monofunctional PEG-molecules, a general disadvantage of PEGylated drugs is that the metabolization pathway of PEG as a non-natural polymer is not known in detail.

Some of the patents describe the modification of interferon by substitution of amino acids, increased glycosylation or formation of multimers. These methods require high technological efforts (recombinant techniques) and could result in new entities which are markedly different from the natural proteins (e.g. interferon) and could exhibit different properties.

Moreover, it is taught in the art describe to form, e.g., of complexes between IFN-beta and polysaccharides via metal complexation. However, complexes are not as stable as covalent conjugates and contain metal ions (e.g. Zn^{2+}), which might have undesired side effects.

Thus, it was an object of the present invention to overcome the above mentioned drawbacks of these conjugation techniques and to provide interferon beta conjugates based on a well defined, biodegradable, water soluble polymer, which is covalently coupled to the protein.

It was another object of the present invention to overcome the above mentioned drawbacks of these conjugation techniques and to provide interferon alpha conjugates based on a well defined, biodegradable, water soluble polymer, which is covalently coupled to the protein.

It was yet another object of the present invention to overcome the above mentioned drawbacks of these conjugation techniques and to provide AT III conjugates based on a well defined, biodegradable, water soluble polymer, which is covalently coupled to the protein.

It was still another object of the present invention to overcome the above mentioned drawbacks of these conjugation techniques and to provide GM-CSF conjugates based on a well defined, biodegradable, water soluble polymer, which is covalently coupled to the protein.

It was yet a further object of the present invention to overcome the above mentioned drawbacks of these conjugation techniques and to provide A1AT and/or tPA and/or APC and/or and/or Factor VII and/or Factor VIII and/or factor IX conjugates based on a well defined, biodegradable, water soluble polymer, which is covalently coupled to the protein.

It is a further object of the present invention to provide methods of producing these conjugates.

Therefore, the present invention relates to a method for preparing a conjugate comprising a protein and a polymer or a derivative thereof, wherein the polymer is a hydroxyalkyl starch (HAS), the method comprising reacting at least one functional group A of the polymer or the derivative thereof with at least one functional group Z of the protein and thereby forming a covalent linkage, wherein Z is selected from the group consisting of an amino group, a thiol group, an aldehyde group and a keto group, and

- wherein, in case Z is an aldehyde group or a keto group, A comprises an amino group forming said linkage with Z, and the protein is selected from the group consisting of IFN beta, GM-CSF, APC, tPA, A1AT, AT III, factor VII, factor VIII, and factor IX,
- wherein, in case Z is an amino group, A is selected from the group consisting of a reactive carboxy group and an aldehyde group, a keto group or a hemiacetal group, and wherein the protein is selected from the group consisting of IFN alpha, IFN beta, GM-CSF, APC, tPA, A1AT, AT III, factor VII, factor VIII, and factor IX,
- wherein, in case A is an aldehyde group, a keto group or a hemiacetal group, the method further comprises introducing A in the polymer to give a polymer derivative
 - by reacting the polymer with an at least bifunctional compound, one functional group of which reacts with the polymer and at least one other functional group of which is an aldehyde group, a keto group or a hemiacetal group, or is a functional group which is further chemically modified to give an aldehyde group, a keto group or a hemiacetal group, or
 - by oxidizing the polymer to give at least one, in particular at least two aldehyde groups, or
- wherein, in case A is a reactive carboxy group, the method further comprises introducing A in the polymer to give a polymer derivative

- by selectively oxidizing the polymer at its reducing end and activating the resulting carboxy group, or
- by reacting the polymer at its non-oxidized reducing end with a carbonic diester, or
- wherein, in case Z is a thiol group, the protein is selected from the group consisting of IFN alpha, IFN beta, tPA, A1AT, factor VII and factor IX, and A comprises
 - a maleimido group or
 - a halogenacetyl groupforming said linkage with Z.

Accordingly, the present invention also relates to a conjugate as obtainable according to the method described above.

The proteins which can be conjugated according to the invention can be characterized as follows:

Interferons are cytokines that mediate antiviral, anti-proliferative and immuno-modulatory activities in response to viral infection and other biological inducers. In contrast to IFN alpha, IFN beta is highly species-specific. There are two subtypes of IFN beta, IFN beta 1a and IFN beta 1b. When it comes to industrial production then the main difference between IFN beta 1a and IFN beta 1b is the respective cell systems utilized for their production with consequences for glycosylation and number of amino acids. IFN beta 1a is produced by mammalian cells and receives the designation 1a because its amino acid sequence is identical to that of the naturally occurring interferon beta. IFN beta 1b is produced by bacteria. Interferons, like most other mammalian proteins are modified post-translationally by glycosylation. Bacteria, however, lack the ability to glycosylate proteins and thus IFN beta 1b does not include the carbohydrate side chains found in the natural material. IFN beta 1a has 166 amino acids and a molecular weight of about 22,500 D, IFN beta 1b has 165 amino acids and a molecular weight of about 18,500 D, because the N-terminal methionin is missing in IFN beta 1b as well as the glycosylation due to the bacterial production method. The amino acid sequence of human interferon beta is given, e.g., in EP 0 218 825 A1. The crystal structure of interferon beta was reported in: *Proc. Natl. Acad. Sci. USA* 94 (1997) pp 11813-11818, Biochemistry, Karpusas M, Nolte M, Benton CB, Meier W, Lipscomb WN, Goelz S. Commercial preparations of

interferon beta are Betaseron (IFN beta 1b), Avonex and Rebif (IFN beta 1a). Interferon beta 1b is manufactured by bacterial fermentation of a strain of *E. coli* that bears a genetically engineered plasmid containing the gene for human interferon beta_{ser17}. The native gene was obtained from human fibroblasts and altered in a way that substitutes serine for the cysteine residue found at position 17. Interferon beta 1a is produced by recombinant DNA technology using genetically engineered Chinese Hamster Ovary (CHO) cells into which the human interferon beta gene has been introduced. The amino acid sequence of IFN beta 1a is identical to that of natural fibroblast derived human interferon beta. Natural interferon beta and interferon beta 1a are glycosylated with each containing a single N-linked complex carbohydrate moiety at the Asn80. The interferon beta drugs are indicated for the treatment of relapsing remitting multiple sclerosis. However, there are many serious side effects related to the administration of the interferon beta drug products. Furthermore they are administered by injection (intramuscular or subcutaneously), leading to additional risks. Reducing the side effects and easier (e.g. less frequent) administration are the reason, why lot of development work is performed to improve the properties of IFN beta. Polymer modification of proteins is a technique which is applied to improve the properties of the proteins. The mainly used technique is the modification of interferon with polyethylen glycol, known as PEGylation.

IFN alpha forms are naturally produced by monocytes/macrophages, lymphoblastoid cells, fibroblasts and a number of different cell types following induction by viruses, nucleic acids, glucocorticoid hormones, and other inductors. At least 23 different variants of IFN alpha are known. The individual proteins have molecular masses between 19-26 kD and consist of proteins with lengths of 156-166 or 172 amino acids. All IFN alpha subtypes possess a common conserved sequence region between amino acid positions 115-151 while the amino-terminal ends are variable. Many IFN alpha subtypes differ in their sequences only at one or two positions. Disulfide bonds are formed between cysteins at positions 1/98 and 29/138. The disulfide bond 29/138 is essential for biological activity while the 1/98 bond can be reduced without affecting biological activity. All IFN alpha forms contain a potential glycosylation site but most subtypes are not glycosylated. In contrast to IFN gamma, IFN alpha proteins are stable at a pH of 2. Industrial production of IFN alpha is performed using genetically modified *E. coli*. Because bacteria lack the ability to glycosylate proteins, the two variants of IFN alpha (IFN alpha 2a, and IFN alpha 2b), which are used in approved drug products, are both non-glycosylated. A major drawback of conventional IFN alpha are the side effects. A lot of work has been done on improvement of interferon alpha drugs, which are indicated for

treatment of Hepatitis C. Polymer modification of proteins is a technique which is applied to improve the properties of the proteins. The mainly used technique is the modification of interferon with polyethylen glycol, known as PEGylation. Two commercially available PEGylated variants of IFN-alpha are PEGIntron (SP) and Pegasys (Roche).

Antithrombin III (AT III) is a serine protease inhibitor that inhibits thrombin and factor Xa (Travis, *Ann. Rev. Biochem.* 52: 655, 1983). To a lesser extent, factor IXa, XIa, XIIa, tPA, urokinase, trypsin, plasmin and kallikrein are also inhibited (Menache, *Semin. Hematol.* 28:1, 1991; Menache, *Transfusion* 32:580, 1992; Lahiri, *Arch. Biochem. Biophys.* 175:737, 1976). Human AT III is synthesized in the liver as a single chain glycoprotein of 432 amino acids with a molecular weight (MW) of approximately 58.000 D. Its normal plasma concentration is within the range of 14-20 mg/dL (Rosenberg, *Rev. Hematol.* 2:351, 1986; Murano, *Thromb. Res.* 18:259, 1980). The protein bears three disulfide bridges (Cys 8-128, Cys 21-95, Cys 247-430) and four N- linked carbohydrate chains (Asn 96,-135,-155,-192) which account for 15% of the total mass (Franzen, *J. Biol. Chem.* 255:5090, 1980; Peterson, *The Physiological Inhibitions of Blood Coagulation and Fibrinolysis*, Elsevier/ North- Holland Biomedical Press 1979, p 43). Antithrombin is a serine proteinase inhibitor of the serpin type that is of major importance in the control of blood coagulation. AT III is the most abundant endogenous anticoagulant circulating in human plasma and participates in the regulation of clotting in both physiologic and pathologic states (Opal, *Crit. Care Med.* 2002, 30:325). It circulates in two forms with low thrombin inhibitory capacity (Pike, *J. Biol. Chem.* 272:19562, 1997; Ersdal-Badju, *Fed. Proc.* 44:404, 1985) (85-95% alpha isoform with 4 biantennary, mono- and di-sialylated oligosaccharide chains, 5-15% is the high heparin affinity beta isoform lacking glycosylation at Asn 135, 2-6 terminal sialic acid linkage). A small fraction of the circulating AT III is normally bound to proteoglycans on the surface of vascular endothelial cells. These proteoglycans are predominantly heparan sulfate, a molecule structurally similar to heparin, which is able to catalyze the inhibition of thrombin in the same way as heparin. The AT III binding to well defined pentasaccharide units of heparin causes a conformational change of the protein (Choay, *Ann. NY Acad. Sci.* 370:644, 1981; Choay, *Biochem. Biophys. Res. Commun.* 116:492, 1983; Olson, *J. Biol. Chem.* 266:6353, 1991; Bauer, *Semin. Hematol.* 28:10, 1991; Carell, *Thromb. Haemost.* 78:516, 1997). This binding catalyzes a 1000 fold increase of AT III inhibitory activity toward thrombin and Factor Xa (Rosenberg, *Fed. Proc.* 44:404, 1985; Bjork, *Antithrombin and related inhibitors of coagulation proteinases in Barrett, Salvesen (eds.): Proteinase Inhibitors, vol. 17, Amsterdam, The Netherlands*

Elsevier Science Publishers (Biomedical Division) 1986 p 489; Olson, J. Biol. Chem. 267:12528,1992). This localization of a fraction of the AT on the endothelial surface, where enzymes of the intrinsic coagulation cascade are commonly generated, enables AT III to rapidly neutralize these hemostatic enzymes and protect natural surfaces against thrombus formation. Thus, the key properties of AT III in prevention of thrombotic events are its ability to bind the catalyst heparin, undergo the conformational change that alters its inhibitory properties, and irreversibly bind thrombin or Factor Xa thereby inhibiting their activities. AT III also has anti-inflammatory properties, several of which result from its actions in the coagulation cascade (Roemisch, Blood Coagul Fibrinolysis. 2002, 13:657). Activated coagulation proteases like activated factor X and thrombin contribute to inflammation, for instance by the release of pro-inflammatory mediators. Inhibition of these proteases by AT III prevents their specific interaction with cells and subsequent reactions (Roemisch, Blood Coagul Fibrinolysis. 2002, 13:657). Anti-inflammatory properties of AT III independent of coagulation involve direct interactions with cells leading to the release of, for instance, prostacyclin. Binding of AT III to a recently identified cellular receptor, syndecan-4, leads to the interference with the intracellular signal induced by mediators like lipopolysaccharides and, thereby, to a down-modulation of the inflammatory response (Roemisch, Blood Coagul Fibrinolysis. 2002, 13:657). Beside the analysis of the free AT III structure, many studies have been conducted evaluating the complexation sites for oligosaccharide units of heparin due to the importance of the heparin-AT III complex for the physiological function of AT III (Choay, Ann. NY Acad. Sci. 370:644, 1981; Choay, Biochem. Biophys. Res. Commun. 116:492, 1983; Olson, J. Biol. Chem. 266:6353, 1991; Bauer, Semin. Hematol. 28:10, 1991; Carell, Thromb. Haemost. 78:516, 1997). AT III can be produced following classical human plasma fractionating techniques. Affinity chromatography (heparin-sepharose) using the high affinity of heparin for AT III followed by heat treatment for virus inactivation is used for the separation from plasma. More recent alternatives are available for the AT III production are recombinant production techniques that provide a safer access to this therapeutic Protein (Levi, Semin Thromb Hemost 27: 405, 2001). ATryn™ is a recombinant human AT III (rh AT III) produced by Genzyme Transgenics Corp. (GTC) in transgenic goats. Detailed investigations have been conducted comparing the structural and functional properties of both plasma derived AT III (ph AT III) and rh AT III (Edmunds, Blood, 91:4561, 1998). Based on this experiments rh AT III is structurally identical to ph AT III with the exception of the glycosylation. Oligomannose structures were found on Asn 155 of the transgenically produced material whereas complex structures are detected in the case of the plasma derived

protein. Some of the galactose units of the pd AT III are substituted by GalNac units in the rh AT III. A higher degree of fucosylation in rh AT III is another difference. Finally the sialylation pattern of both proteins differs in two ways: The rh AT III is less sialylated and contains N-acetyl- as well as N-glycolylneuramin acids. This structural difference between the two carbohydrate parts of both molecules also results in different biochemical properties. The following AT III drugs are available on the European hospital market. (Source: IMS-ATC group 2001): Kybernin (Aventis Behring), AT III (Baxter, Grifols), Atenativ (Pharmacia), Aclotine (LFB), Grifols (Anbin).

Factor VII participates in the intrinsic blood coagulation cascade of proteinases and promoting hemostasis by activating the extrinsic pathway of the coagulation cascade. F VII is converted to factor VIIa by factor Xa, factor XIIa, factor IXa, or thrombin by minor proteolysis. In the presence of tissue factor and calcium ions, factor VIIa then converts factor X to factor Xa by limited proteolysis. Factor VIIa will also convert factor IX to factor IXa in the presence of tissue factor and calcium. Factor VII is a vitamin K-dependent glycoprotein consisting of 406 amino acid residues (MW 50 K Dalton). Factor VII is either produced by conventional extraction from donated human plasma or, more recently, using recombinant systems. Novo Nordisk uses Baby hamster kidney (BHK) cells for production of NovoSeven[®]. Expressed as the single-chain protein of 406 amino acids with a nominal molecular weight of 55 kDa (Thim, L. et al., *Biochemistry* 27:7785-7793(1988)). The molecule bears four carbohydrate side chains. Two O-linked carbohydrate side chains at Ser 52, 60 and two N-linked carbohydrate side chains at Asn 145, 322 (Thim, L. et al., *Biochemistry* 27:7785-7793(1988)).

Factor VIII participates in the intrinsic blood coagulation cascade of proteinases and serves as a cofactor in the reaction of factor IXa converting factor X to the active form, factor Xa, which ultimately leads to the formation of a fibrin clot. A lack or instability of factor VIII leads to haemophilia A, a common recessive x-linked coagulation disorder. The frequency of haemophilia A is 1-2 in 10,000 male births in all ethnic groups. Patients either do express levels of factor VIII well below normal or belong to the so-called group of crm (cross-reacting material) positive patients (approximately 5% of patients) that have considerable amount of factor VIII in their plasma (at least 30% of normal), but the protein is non-functional. About 50% of all patients have severe haemophilia a with a factor VIII activity of

less than 1% of normal; they have frequent spontaneous bleeding into joints, muscles and internal organs.

Mild haemophilia A, which occurs in 30-40% of patients, is associated with an activity of 5-30% of normal. Bleeding occurs only after significant trauma or surgery. Moderately severe haemophilia a occurs in about 10% of patients; Here, factor VIII activity is 2-5% of normal, and bleeding occurs already after minor trauma.

The human in-vivo half-life of factor VIII is usually 10-15 hours but it has to be noted that the release, stability, and degradation kinetics are also influenced by another factor, the van Willebrand factor.

Factor VIII is either produced by conventional extraction from donated human plasma or, more recently, using recombinant systems. Bayer uses Baby hamster kidney (BHK) cells for production of Kogenate, whereas Baxter uses Chinese Hamster Ovary (CHO) cells for its product Recombinate. as the full single-chain protein of 2351 amino acids with a nominal molecular weight of 267 kDa (Toole et al., 1984, Nature 312: 342) or in different versions, where the full B-domain or parts of it are deleted in order to have a product that is more stable and gives a higher yield in production (Bhattacharyya et al. 2003, CRIPS 4/3: 2-8). The precursor product is processed into two polypeptide chains of 200 and 80 kDa in the Golgi and the two chains which are held together by metal ion(s) are expressed in the blood (Kaufman et al., 1988, J. Biol. Chem., 263: 6352).

Procoagulant activity requires further thrombin cleavage to yield 54kDa and 44 kDa fragments of the heavy chain plus a 72 kDa light-chain fragment (Aly et al., 1992, Proc. Natl. Acad. Sci. USA: 4933). In factor VIII concentrates derived from human plasma several fragmented fully active factor VIII forms have thus been described (Anderson et al., 1986, Proc. Natl. Acad, Sci. 83: 2979).

A common side effect of the administration of plasmatic or recombinant factor VIII are immunological reactions in quite a high number of patients (up to 30%), that forfeit the therapeutic value. In the past, various attempts to tolerate the patients by oral induction of tolerance were started but results were not all too encouraging. New genetic means of inducing tolerance have been proposed but not yet found widespread application. A hesylated

protein is expected to have a lower degree of immunogenicity and could thus reduce this complication.

Factor VIII is very rich in lysine residues (over 220 of the overall 2350 amino acids; see attachment 1), that could be used for the Reductive Amination approach.

Factor IX is a vitamin K-dependent plasma protein that participates in the intrinsic pathway of blood coagulation by converting factor X to its active form in the presence of Ca(2+) ions, phospholipids, and factor VIIIa. Factor IX is a glycoprotein with an approximate molecular mass of 55,000 Da consisting of 415 amino acids in a single chain (Yoshitake S. et al., *Biochemistry* 24:3736-3750(1985)). Factor IX is either produced by conventional extraction from donated human plasma or, more recently, using recombinant systems. Wyeth uses Chinese hamster ovary (CHO) cells for production of BeneFIX[®]. It has a primary amino acid sequence that is identical to the Ala¹⁴⁸ allelic form of plasma-derived factor IX, and has structural and functional characteristics similar to those of endogenous factor IX. The protein bears eight carbohydrate side chains. Six O-linked carbohydrate side chains at Ser 53, 61 and at Threonine 159, 169, 172, 179 and two N-linked carbohydrate side chains at Asn 157, 167 (Yoshitake S. et al., *Biochemistry* 24:3736-3750(1985); Balland A. et al., *Eur J Biochem.* 1988;172(3):565-72).

Human granulocyte macrophage colony stimulating factor (hGM-CSF) is an early acting factor essential for regulation and differentiation of haematopoietic progenitor cells as well as for stimulating functional activation of mature cell populations. It has been cloned and expressed in yeast, bacteria, insect, plant and mammalian cells, resulting in a protein that varies in structure, composition, serum half-life and functions in vivo (Donahue, R. E.; Wang, E. A.; Kaufman, R. J.; Foutch, L.; Leary, A. C.; Witek-Giannetti, J. S.; Metzger, M.; Hewick, R. M.; Steinbrink, D. R.; Shaw, G.; Kamen, R.; Clark, S. C. Effects of N-linked carbohydrates on the *in vivo* properties of human GM-CSF. *Cold Spring Harbor Symp. Quant. Biol.* 1986, 51, pp. 685-692). Natural and mammalian cell-derived hGM-CSF is a 127 amino acid protein and it contains both N- and O-glycans. It is highly heterogeneous due to the different states of occupancy of one or two N-glycosylation sites and the O-glycosylation site(s) (Cebon, J.; Nicola, N.; Ward, M.; Gardner, I.; Dempsey, P.; Layton, J.; Dürhsen, U.; Burgess, A.; Nice, E.; Morstyn, G. Granulocyte-macrophage colony stimulating factor from human lymphocytes. The effect of glycosylation on receptor binding and biological activity.

J. Biol. Chem. 1990, 265, 4483-4491; Kaushansky, K.; O'Hara, P. J.; Hart, C. E.; Forstran, J. W.; Hagen, F. S. Role of carbohydrate in the function of human Granulocyte-Macrophage Colony-Stimulating Factor. *Biochemistry* 1987, 26, pp. 4861-4867; Armitage, J. O.; Emerging applications of recombinant human granulocyte-macrophage colony-stimulating factor. *Blood* 1998, 92, pp. 4491-4508). This lymphokine is of clinical interest due to its potential the treatment of myeloid leukemia and its ability to stimulate the granulocyte and macrophage production in patients suffering immunodeficiency or being suppressed by disease or radiation and/or chemotherapy (reviewed by Moonen, P.; Mermod, J.J.; Ernst, J.F.; Hirschi, M.; DeLamarter, J.F. Increased biological activity of deglycosylated recombinant human granulocyte-macrophage colony-stimulating factor produced by yeast or animal cells. *Proc. Natl. Acad. Sci. US.* 1987, 84, pp. 4428-4431). Several studies have suggested that hGM-CSF lacking N-linked carbohydrate has a significantly higher specific activity in vitro when compared to the native recombinant cytokine (Armitage, J. O.; Emerging applications of recombinant human granulocyte-macrophage colony-stimulating factor. *Blood* 1998, 92, pp. 4491-4508; Okamoto, M.; Nakai, M.; Nakayama, C.; Yanagi, H.; Matsui, H.; Noguchi, H.; Namiki, M.; Sakai, J.; Kadota, K.; Fukui, M.; Hara, H. Purification and characterization of three forms of differently glycosylated recombinant human Granulocyte-Macrophage Colony-Stimulating Factor. *Arch. Biochem. Biophys.* 1991, 286, pp. 562-568; Hovgaard, D.; Mortensen, B. T.; Schifter, S.; Nissen, N. I. Clinical pharmacokinetic studies of a human haemopoietic growth factor, GM-CSF. *Eur. J. Clin. Inv.* 1992, 22, pp. 45-49). However, there are numerous evidences supporting the key role of carbohydrate chains in hGM-CSF functions, such as pharmacokinetic (Cebon, J.; Nicola, N.; Ward, M.; Gardner, I.; Dempsey, P.; Layton, J.; Dürhsen, U.; Burgess, A.; Nice, E.; Morstyn, G. Granulocyte-macrophage colony stimulating factor from human lymphocytes. The effect of glycosylation on receptor binding and biological activity. *J. Biol. Chem.* 1990, 265, pp. 4483-4491; Hovgaard, D.; Mortensen, B. T.; Schifter, S.; Nissen, N. I. Clinical pharmacokinetic studies of a human haemopoietic growth factor, GM-CSF. *Eur. J. Clin. Inv.* 1992, 22, pp. 45-49; Denzlinger, C.; Tetzloff, W.; Gerhartz, H. H., Pokorny, R.; Sagebiel, S.; Haberl, C.; Wilmanns, W. Differential activation of the endogenous leukotriene biosynthesis by two different preparations of Granulocyte-Macrophage Colony-Stimulating Factor in healthy volunteers. *Blood* 1993, 81, pp. 2007-2013), toxicity (Denzlinger, C.; Tetzloff, W.; Gerhartz, H. H., Pokorny, R.; Sagebiel, S.; Haberl, C.; Wilmanns, W. Differential activation of the endogenous leukotriene biosynthesis by two different preparations of Granulocyte-Macrophage Colony-Stimulating Factor in healthy volunteers. *Blood* 1993, 81, pp. 2007-2013) and

immunogenicity (Donahue, R. E.; Wang, E. A.; Kaufman, R. J.; Foutch, L.; Leary, A. C.; Witek-Giannetti, J. S.; Metzger, M.; Hewick, R. M.; Steinbrink, D. R.; Shaw, G.; Kamen, R.; Clark, S. C. Effects of N-linked carbohydrates on the *in vivo* properties of human GM-CSF. *Cold Spring Harbor Symp. Quant. Biol.* 1986; 51, pp. 685-692; Revoltella, R.; Laricchia-Robbio, L.; Moscato, S.; Genua, A.; Liberati, A. Natural and therapy-induced anti-GM-CSF and anti-G-CSF antibodies in human serum. *Leukemia and Lymphoma* 1997, 26, pp. 29-34; Ragnhammar, P.; Friesen, H-J.; Frödin, J-E.; Lefvert, A-K.; Hassan, M.; Österborg, A.; Mellstedt, H. Induction of anti-recombinant human Granulocyte-Macrophage Colony-Stimulating Factor (*Escherichia coli*-derived) antibodies and clinical effects in nonimmunocompromised patients. *Blood* 1994, 84, pp. 4078-4087; Wadhwa, M.; Hjelm Skog, A-L.; Bird, C.; Ragnhammar, P.; Lilljefors, M.; Gaines-Das, R.; Mellstedt, H.; Thorpe, R. Immunogenicity of Granulocyte-Macrophage Colony-Stimulating Factor (GM-CSF) products in patients undergoing combination therapy with GM-CSF. *Clinical Cancer Research* 1999, 5, pp. 1351-1361; Gribben, J.G.; Devereix, S.; Thomas, N. S. B.; Keim, M.; Jones, H. M.; Goldstone, A. H.; Linch, D. C. Development of antibodies to unprotected glycosylation sites on recombinant GM-CSF. *Lancet* 1990, 335, pp. 434-437). In view of the antigenicity which has been frequently reported for GM-CSF clinical products from *E. coli* and from yeast, the chemical modification strategy is suggested to represent a promising approach for this product including those manufactured from non-mammalian expression systems. GM-CSF preparations are available under the names Leukine (Immunex) and Leucomax (Novartis). GM-CSF is used in myeloid reconstitution following bone marrow transplant, bone marrow transplant engraftment failure or delay, mobilization and following transplantation of autologous peripheral blood progenitor cells, and following induction chemotherapy in older adults with acute myelogenous leukemia.

Alpha1- Antitrypsin (A1AT, also referred to as alpha1-proteinase inhibitor) is a proteinase inhibitor that has been shown to inhibit virtually all mammalian serine proteinases (Travis *Ann. Rev. Biochem.* 52 (1983) p. 655) including neutrophil elastase, thrombin, factors Xa and XIa. A1AT is a single chain glycoprotein synthesized in the liver with 394 amino acids and a molecular weight of 53 kD. The plasma concentration is within a range of 1-1.3 g/l. The presence of only one cysteine in the whole protein does not allow the formation of intramolecular disulfide bridges. The molecule bears three carbohydrate side chains (Asn 46, 83, 247) (Mega *J. Biol. Chem.* 255 (1980) p. 4057; Mega *J. Biol. Chem.* 255 (1980) p. 4053; Carell *FEBS Letters* 135 (1981) p. 301; Hodges *Biochemistry* 21 (1982) p. 2805) that

represent 12 % of the molecular weight. Two types of carbohydrate chains were discovered having a bi- or triantennary structure, respectively (Hodges *J. Biol. Chem.* 254 (1979) p. 8208). Human A1AT occurs in at least twenty different forms in the general population. This micro-heterogenicity is a result of variable amounts of the two types of carbohydrate chains. The key function is the activity control of neutrophil elastase (Travis *Ann. Rev. Biochem.* 52 (1983) p. 655). An uncontrolled activity of elastase leads to an attack on epithelial tissues with the result of irreparable damage. During the inactivation process A1AT acts as a substrate for elastase binding to the active center of the protease which is subsequently inactivated by this complex formation. A deficiency of A1AT causes e.g. pulmonary emphysema which is connected with a damage of the pulmonary epithelium. The distribution of the two types of carbohydrate side chains of A1AT to the three N-glycosylation sites of A1AT is different for each isotype of A1AT. The classical production of A1AT is conducted in human plasma fractionation using different affinity-chromatography steps. However a more recent way of producing A1AT is the use of recombinant techniques. PPL Therapeutics has developed a process that allows to recover recombinant human A1AT (rHA1AT) from the milk of transgenic sheep (Olman *Biochem. Soc. Symp.* 63 (1998) p. 141; Tebbutt *Curr. Opin. Mol. Ther.* 2 (2000) p. 199; Carver *Cytotechnology* 9 (1992) p. 77; Wright *Biotechnology (NY)* 9 (1991) p. 830). With respect to the protein part of the molecule the rhA1AT shows an identical structure compared to pdA1AT. But - as is the case for other recombinant produced human proteins- differences occur in the carbohydrate side chains, especially with regard to the amount of sialic acid residues.

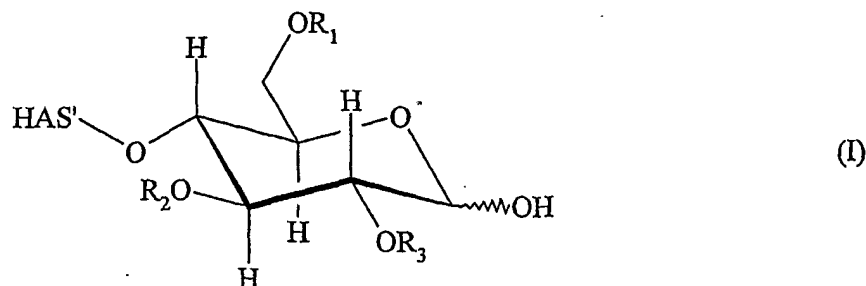
The tissue type plasminogen activator (tPA) is a trypsin like serine protease important in clot lysis. In the presence of a fibrin clot, tPA converts plasminogen to plasmin, which degrades fibrin. TPA exhibits enhanced activity in the presence of fibrin and as a result, causes fibrin-specific plasminogen activation (M. W. Spellman, L.J. Basa, C.K. Leonard, J.A. Chakel, J.V. O'Connor, *The Journal of Biological Chemistry* 264 (1989) p. 14100). Plasmin solubilizes fibrin, yielding fibrin degradation products. Through a positive feedback mechanism, fibrin enhances its own degradation by stimulating tPA mediated plasminogen activation (R.J. Stewart et.al. *The Journal of Biological Chemistry* 275 (2000) pp. 10112-10120). htPA is a physiological activator of fibrinolysis, which is present in different types of tissues. It is a glycoprotein with a molecular weight of approx. 68 kD. In native form tPA exists in a one-chain-form (single-chain tissue-type plasminogen activator, sctPA), which can be converted by cleavage of plasmin at the peptide bond Arg 275-Ile 276 to a two chain structure (two-

chain tissue-type plasminogen activator, tctPA). For therapy of fibrinolysis it is produced recombinant as rtPA (recombinant tissue-type plasminogen activator). Different types of tPA exist showing structural differences in the carbohydrate structure. Type I tPA has N-linked oligosaccharides at amino acids Asn117, Asn184 and Asn448. Type II tPA is glycosylated at Asn117 and Asn448. Both types contain an O-linked fucose residue at Thr61 (K. Mori et.al. *The Journal of Biological Chemistry* 270 (1995) pp. 3261-3267). The carbohydrate structure of tPA expressed in CHO-cells was investigated, showing a large variety of di-, tri- and tetraantennary structures of the sugar chains (M. W. Spëllman, L.J. Basa, C.K. Leonard, J.A. Chakel, J.V. O'Connor, *The Journal of Biological Chemistry* 264 (1989) p. 14100). The primary structure of tPA contains several cysteines, that are believed to be cross-linked plus a free cysteine residue at site 83, which may interact with another tPA, forming a dimer. Several results indicate that the in-vivo clearance of tPA is influenced by the carbohydrate structure, particularly by the high mannose oligosaccharide attached at site Asn117. Another proposed clearance mechanism involves the recognition of the O-linked fucose residue at Thr61 by a high affinity receptor on hepatocytes. This residue is close to Cys83. A bioengineered tPA (TNK-tPA) was developed to prolong the half-life. The glycosylation site at position 117 was shifted to position 103 by substituting Asparagine at site 117 with Glutamine and Threonine at site 103 substituted with Asparagine. TNK-tPA is resistant to inactivation by plasminogen activator inhibitor 1 because of a tetra-alanine substitution in the protease domain (R.J. Stewart et.al. *The Journal of Biological Chemistry* 275 (2000) pp. 10112-10120). TNK-tPA is on the market as Tenecteplase® (Boehringer Ingelheim) and can be administered as a single intravenous bolus, while tPA has to be administered as a bolus followed by an infusion.

Activated Protein C (APC) is a modulator of the coagulation and inflammation associated with severe sepsis. Activated Protein C is converted from its inactive precursor (protein C) by thrombin coupled to thrombomodulin. This complex cleaves off a short N-terminal activation peptide from the heavy chain of protein C, resulting in the activated protein C. Drotrecogin alpha (activated) is a recombinant human activated protein C (rhAPC) with an amino acid sequence identical to plasma derived activated protein C and with similar properties. Activated protein C is marketed by Eli Lilly as Xigris®. It is produced in a human cell line (HEK293), into which the protein C expression vectors were introduced. This particular cell line was used due to its ability to perform the correct series of complex post-translational modifications that are required for functional activity. Recombinant human activated protein

C is a 2-chain glycoprotein containing 4 N-glycosylation sites and 12 disulfide bonds. The heavy chain contains 250 amino acids, of which seven residues are cysteines and it has three N-linked glycosylation sites (Asn-248, Asn-313 and Asn-329). The seven cysteine residues form three disulfide bonds within the heavy chain and one disulfide bond between the chains. The light chain contains one N-linked glycosylation site (Asn-97) and 17 cysteine residues, which form eight disulfide bonds within the light chain and one disulfide bond to the heavy chain. The first nine glutamic acids on the light chain are gamma carboxylated (Gla) and aspartic acid 71 is beta hydroxylated. rhAPC has an identical amino acid sequence to the human plasma-derived activated protein C, but differs from the latter in its glycosylation pattern. Activated protein C is a protease belonging to the serine protease family and plays a major role in the regulation of coagulation. Basis for the antithrombotic function of activated protein C is its ability to inhibit thrombin function. In addition, activated protein C is an important modulator of inflammation associated with severe sepsis. Endogenous serine protease inhibitors are natural inhibitors for activated protein C, causing activated protein C to have a very short circulatory activity half-life (less than 30 min) in vivo. Clearance of activated protein C from the circulation is mediated by a combination of at least three processes including the inhibition of the enzymatic activity of activated protein C by endogenous protease inhibitors, the clearance of activated protein C and/or activated protein C-serine protease inhibitor complexes by organs such as liver and kidney, and the degradation of activated protein C and/or activated protein C-serine protease inhibitor complexes by circulating or tissue proteases. Phase I clinical studies with 24h-infusion at 24 µg/kg/h resulted in a steady state plasma concentration of 70 ng/ml. The half-life of rhAPC measured at the end of an infusion was 0.5-1.9 h. Plasma rhAPC concentrations fell below the detection limit of 10 ng/ml within 2h after termination of the infusion. Due to its short physiological and pharmacokinetic half-life, activated protein C is continuously infused at a certain rate to maintain the desired plasma concentration in clinical use in sepsis therapy. Some effort is made to improve the pharmacokinetic profile of activated protein C. For example D.T. Berg et. al. Proc. Natl. Acad. Sci. USA **100** (2003) pp. 4423-4428, describe an engineered variant of activated protein C with a prolonged plasma half-life.

In the context of the present invention, the term "hydroxyalkyl starch" (HAS) refers to a starch derivative which has been substituted by at least one hydroxyalkyl group. A preferred hydroxyalkyl starch of the present invention has a constitution according to formula (I)



wherein the reducing end of the starch molecule is shown in the non-oxidized form and the terminal saccharide unit is shown in the acetal form which, depending on e.g. the solvent, may be in equilibrium with the aldehyde form.

The term hydroxyalkyl starch as used in the present invention is not limited to compounds where the terminal carbohydrate moiety comprises hydroxyalkyl groups R₁, R₂, and/or R₃ as depicted, for the sake of brevity, in formula (I), but also refers to compounds in which at least one hydroxy group present anywhere, either in the terminal carbohydrate moiety and/or in the remaining part of the starch molecule, HAS', is substituted by a hydroxyalkyl group R₁, R₂, or R₃.

Hydroxyalkyl starch comprising two or more different hydroxyalkyl groups are also possible.

The at least one hydroxyalkyl group comprised in HAS may contain two or more hydroxy groups. According to a preferred embodiment, the at least one hydroxyalkyl group comprised in HAS contains one hydroxy group.

The expression "hydroxyalkyl starch" also includes derivatives wherein the alkyl group is mono- or polysubstituted. In this context, it is preferred that the alkyl group is substituted with a halogen, especially fluorine, or with an aryl group. Furthermore, the terminal hydroxy group of a hydroxyalkyl group may be esterified or etherified.

Furthermore, instead of alkyl, also linear or branched substituted or unsubstituted alkene groups may be used.

Hydroxyalkyl starch is an ether derivative of starch. Besides of said ether derivatives, also other starch derivatives can be used in the context of the present invention. For example,

derivatives are useful which comprise esterified hydroxy groups. These derivatives may be e.g. derivatives of unsubstituted mono- or dicarboxylic acids with 2-12 carbon atoms or of substituted derivatives thereof. Especially useful are derivatives of unsubstituted monocarboxylic acids with 2-6 carbon atoms, especially derivatives of acetic acid. In this context, acetyl starch, butyl starch and propyl starch are preferred.

Furthermore, derivatives of unsubstituted dicarboxylic acids with 2-6 carbon atoms are preferred.

In the case of derivatives of dicarboxylic acids, it is useful that the second carboxy group of the dicarboxylic acid is also esterified. Furthermore, derivatives of monoalkyl esters of dicarboxylic acids are also suitable in the context of the present invention.

For the substituted mono- or dicarboxylic acids, the substitute groups may be preferably the same as mentioned above for substituted alkyl residues.

Techniques for the esterification of starch are known in the art (see e.g. Klemm D. et al, Comprehensive Cellulose Chemistry Vol. 2, 1998, Wiley-VCH, Weinheim, New York, especially chapter 4.4, Esterification of Cellulose (ISBN 3-527-29489-9)).

According to a preferred embodiment of the present invention, hydroxyalkyl starch according to formula (I) is employed.

In formula (I), the saccharide ring described explicitly and the residue denoted as HAS' together represent the preferred hydroxyalkyl starch molecule. The other saccharide ring structures comprised in HAS' may be the same as or different from the explicitly described saccharide ring.

As far as the residues R_1 , R_2 and R_3 according to formula (I) are concerned there are no specific limitations. According to a preferred embodiment, R_1 , R_2 and R_3 are independently hydrogen or a hydroxyalkyl group, a hydroxyaryl group, a hydroxyaralkyl group or a hydroxyalkaryl group having of from 2 to 10 carbon atoms in the respective alkyl residue. Hydrogen and hydroxyalkyl groups having of from 2 to 10 are preferred. More preferably, the hydroxyalkyl group has from 2 to 6 carbon atoms, more preferably from 2 to 4 carbon atoms,

and even more preferably from 2 to 4 carbon atoms. "Hydroxyalkyl starch" therefore preferably comprises hydroxyethyl starch, hydroxypropyl starch and hydroxybutyl starch, wherein hydroxyethyl starch and hydroxypropyl starch are particularly preferred and hydroxyethyl starch is most preferred.

The alkyl, aryl, aralkyl and/or alkaryl group may be linear or branched and optionally suitably substituted.

Therefore, the present invention also relates to a method as described above wherein R_1 , R_2 and R_3 are independently hydrogen or a linear or branched hydroxyalkyl group with from 1 to 6 carbon atoms.

Thus, R_1 , R_2 and R_3 preferably may be hydroxyhexyl, hydroxypentyl, hydroxybutyl, hydroxypropyl such as 2-hydroxypropyl, 3-hydroxypropyl, 2-hydroxyisopropyl, hydroxyethyl such as 2-hydroxyethyl, hydrogen and the 2-hydroxyethyl group being especially preferred.

Therefore, the present invention also relates to a method and a conjugate as described above wherein R_1 , R_2 and R_3 are independently hydrogen or a 2-hydroxyethyl group, an embodiment wherein at least one residue R_1 , R_2 and R_3 being 2-hydroxyethyl being especially preferred.

Hydroxyethyl starch (HES) is most preferred for all embodiments of the present invention.

Therefore, the present invention relates to the method and the conjugate as described above, wherein the polymer is hydroxyethyl starch and the polymer derivative is a hydroxyethyl starch derivative.

Hydroxyethyl starch (HES) is a derivative of naturally occurring amylopectin and is degraded by alpha-amylase in the body. HES is a substituted derivative of the carbohydrate polymer amylopectin, which is present in corn starch at a concentration of up to 95 % by weight. HES exhibits advantageous biological properties and is used as a blood volume replacement agent and in hemodilution therapy in the clinics (Sommermeyer et al., 1987, Krankenhauspharmazie, 8(8), 271-278; and Weidler et al., 1991, Arzneimittel.-Forschung/Drug Res., 41, 494-498).

Amylopectin consists of glucose moieties, wherein in the main chain alpha-1,4-glycosidic bonds are present and at the branching sites alpha-1,6-glycosidic bonds are found. The physical-chemical properties of this molecule are mainly determined by the type of glycosidic bonds. Due to the nicked alpha-1,4-glycosidic bond, helical structures with about six glucose-monomers per turn are produced. The physico-chemical as well as the biochemical properties of the polymer can be modified via substitution. The introduction of a hydroxyethyl group can be achieved via alkaline hydroxyethylation. By adapting the reaction conditions it is possible to exploit the different reactivity of the respective hydroxy group in the unsubstituted glucose monomer with respect to a hydroxyethylation. Owing to this fact, the skilled person is able to influence the substitution pattern to a limited extent.

HES is mainly characterized by the molecular weight distribution and the degree of substitution. There are two possibilities of describing the substitution degree:

1. The degree can be described relatively to the portion of substituted glucose monomers with respect to all glucose moieties.
2. The degree of substitution can be described as the molar substitution, wherein the number of hydroxyethyl groups per glucose moiety are described.

In the context of the present invention, the degree of substitution, denoted as DS, relates to the molar substitution, as described above.

HES solutions are present as polydisperse compositions, wherein each molecule differs from the other with respect to the polymerisation degree, the number and pattern of branching sites, and the substitution pattern. HES is therefore a mixture of compounds with different molecular weight. Consequently, a particular HES solution is determined by average molecular weight with the help of statistical means. In this context, M_n is calculated as the arithmetic mean depending on the number of molecules. Alternatively, M_w (or MW), the weight mean, represents a unit which depends on the mass of the HES.

In the context of the present invention, hydroxyethyl starch may preferably have a mean molecular weight (weight mean) of from 1 to 300 kD. Hydroxyethyl starch can further exhibit a preferred molar degree of substitution of from 0.1 to 0.8 and a preferred ratio between C_2 : C_6 substitution in the range of from 2 to 20 with respect to the hydroxyethyl groups.

The term "mean molecular weight" as used in the context of the present invention relates to the weight as determined according to Sommermeyer, K., Cech, F., Schmidt, M., Weidler, B., 1987, *Krankenhauspharmazie*, 8(8), 271-278; and Weidler et al., 1991, *Arzneim.-Forschung/Drug Res.*, 41, 494-498).

According to a preferred embodiment of the present invention, the mean molecular weight of hydroxyethyl starch employed is from 1 to 300 kD, preferably from 2 to 200 kD, more preferably of from 3 to 100 kD, more preferably of from 4 to 70 kD.

An example of HES having a mean molecular weight of about 130 kD is a HES with a degree of substitution of 0.2 to 0.8 such as 0.2, 0.3, 0.4, 0.5, 0.6, 0.7, or 0.8, preferably of 0.4 to 0.7 such as 0.4, 0.5, 0.6, or 0.7.

An example for HES with a mean molecular weight of about 130 kD is Voluven® from Fresenius. Voluven® is an artificial colloid, employed, e.g., for volume replacement used in the therapeutic indication for therapy and prophylaxis of hypovolaemia. The characteristics of Voluven® are a mean molecular weight of 130,000 +/- 20,000 D, a molar substitution of 0.4 and a C2 : C6 ratio of about 9:1.

Therefore, the present invention also relates to a method and to conjugates as described above wherein the hydroxyalkyl starch is hydroxyethyl starch having a mean molecular weight of from 4 to 70 kD.

Preferred ranges of the mean molecular weight are, e.g., 4 to 70 kD or 10 to 70 kD or 12 to 70 kD or 18 to 70 kD or 50 to 70 kD or 4 to 50 kD or 10 to 50 kD or 12 to 50 kD or 18 to 50 kD or 4 to 18 kD or 10 to 18 kD or 12 to 18 kD or 4 to 12 kD or 10 to 12 kD or 4 to 10 kD.

According to particularly preferred embodiments of the present invention, the mean molecular weight of hydroxyethyl starch employed is in the range of from more than 4 kD and below 70 kD, such as about 10 kD, or in the range of from 9 to 10 kD or from 10 to 11 kD or from 9 to 11 kD, or about 12 kD, or in the range of from 11 to 12 kD or from 12 to 13 kD or from 11 to 13 kD, or about 18 kD, or in the range of from 17 to 18 kD or from 18 to 19 kD or from 17 to

19 kD, or about 30 kD, or in the range of from 29 to 30, or from 30 to 31 kD, or about 50 kD, or in the range of from 49 to 50 kD or from 50 to 51 kD or from 49 to 51 kD.

As far as the degree of substitution (DS) is concerned, DS is preferably at least 0.1, more preferably at least 0.2, and more preferably at least 0.4. Preferred ranges of DS are from 0.1 to 0.8, more preferably from 0.2 to 0.8, more preferably from 0.3 to 0.8 and even more preferably from 0.4 to 0.8, still more preferably from 0.1 to 0.7, more preferably from 0.2 to 0.7, more preferably from 0.3 to 0.7 and more preferably from 0.4 to 0.7. Particularly preferred values of DS are, e.g., 0.1, 0.2, 0.3, 0.4, 0.5, 0.6, 0.7 or 0.8, with 0.2, 0.3, 0.4, 0.5, 0.6, 0.7 or 0.8 being more preferred, 0.3, 0.4, 0.5, 0.6, 0.7 or 0.8 being even more preferred, 0.4, 0.5, 0.6, 0.7 or 0.8 being still more preferred and, e.g. 0.4 and 0.7 being particularly preferred.

Particularly preferred combinations of molecular weight of the hydroxyalkyl starch, preferably hydroxyethyl starch, and its degree of substitution DS are, e.g., 10 kD and 0.4 or 10 kD and 0.7 or 12 kD and 0.4 or 12 kD and 0.7 or 18 kD and 0.4 or 18 kD and 0.7 or 30 kD and 0.4 or 30 kD and 0.7, or 50 kD and 0.4 or 50 kD and 0.7.

As far as the ratio of C₂ : C₆ substitution is concerned, said substitution is preferably in the range of from 2 to 20, more preferably in the range of from 2 to 15 and even more preferably in the range of from 3 to 12.

According to a further embodiment of the present invention, also mixtures of hydroxyethyl starches may be employed having different mean molecular weights and/or different degrees of substitution and/or different ratios of C₂ : C₆ substitution. Therefore, mixtures of hydroxyethyl starches may be employed having different mean molecular weights and different degrees of substitution and different ratios of C₂ : C₆ substitution, or having different mean molecular weights and different degrees of substitution and the same or about the same ratio of C₂ : C₆ substitution, or having different mean molecular weights and the same or about the same degree of substitution and different ratios of C₂ : C₆ substitution, or having the same or about the same mean molecular weight and different degrees of substitution and different ratios of C₂ : C₆ substitution, or having different mean molecular weights and the same or about the same degree of substitution and the same or about the same ratio of C₂ : C₆ substitution, or having the same or about the same mean molecular weights and different

degrees of substitution and the same or about the same ratio of C₂ : C₆ substitution, or having the same or about the same mean molecular weight and the same or about the same degree of substitution and different ratios of C₂ : C₆ substitution, or having about the same mean molecular weight and about the same degree of substitution and about the same ratio of C₂ : C₆ substitution.

In different conjugates and/or different methods according to the present invention, different hydroxyalkyl starches, preferably different hydroxyethyl starches and/or different hydroxyalkyl starch mixtures, preferably different hydroxyethyl starch mixtures, may be employed.

According to one embodiment of the present invention, the functional group Z of the protein is an aldehyde group or a keto group. Therefore, the present invention relates to a method and conjugates as described above, wherein the functional group Z of the protein is an aldehyde group or a keto group.

While there are no general restrictions as to the location of the aldehyde or keto group within the protein, the aldehyde or keto group is, according to a preferred embodiment of the present invention, located in a carbohydrate side chain of the protein. Therefore, in the context of this embodiment, a glycosylated protein is employed.

As glycosylated protein, glycosylated forms of IFN beta such as natural human IFN beta or IFN beta 1a, natural or eucaryotic cell derived hGM-CSF containing both N- and O-glycans, recombinant human activated protein C (rhAPC) being a 2-chain glycoprotein containing 4 N-glycosylation sites, human tPA (htPA) or recombinant human tPA (rhtPA) such as type I tPA having N-linked oligosaccharides at amino acids Asn117, Asn184 and Asn448 or type II tPA being glycosylated at Asn117 and Asn448, plasma derived A1AT or recombinant human A1AT (pdA1AT or rhA1AT), recombinant human AT III (rhAT III), , factor VII, factor VIII and factor IX are preferred.

Glycosylated forms of IFN beta, AT III and GM-CSF are especially preferred.

In the context of the present invention, the term "glycosylated protein", i.e. a protein having a "carbohydrate side chain" refers to proteins comprising carbohydrate moieties such as

hydroxyaldehydes or hydroxyketones as well as to chemical modifications thereof (see Römpp Chemielexikon, Thieme Verlag Stuttgart, Germany, 9th edition 1990, Volume 9, pages 2281-2285 and the literature cited therein). Furthermore, it also refers to derivatives of naturally occurring carbohydrate moieties like, galactose, N-acetylneuramic acid, and N-acetylgalactosamine) and the like..

In an even more preferred embodiment, the aldehyde group or the keto group is part of a galactose residue of the carbohydrate side chain. This galactose residue can be made available for reaction with the functional group A comprised in the polymer or polymer derivative by removal of terminal sialic acids, followed by oxidation, as described hereinunder.

In a still further preferred embodiment, the polymer or polymer derivative comprising functional group A is linked to a sialic acid residue of the carbohydrate side chains, preferably the terminal sialic acid residue of the carbohydrate side chain.

Oxidation of terminal carbohydrate moieties can be performed either chemically or enzymatically.

Methods for the chemical oxidation of carbohydrate moieties of polypeptides are known in the art and include the treatment with periodate (Chamow et al., 1992, J. Biol. Chem., 267, 15916-15922).

By chemically oxidizing, it is in principle possible to oxidize any carbohydrate moiety, being terminally positioned or not. However, by choosing mild reaction conditions it is possible to preferably oxidize the terminal sialic acid of a carbohydrate side chain to give the aldehyde group or the keto group.

According to one embodiment of the present invention, said mild reaction conditions relate to reacting the protein with a suitable aqueous periodate solution, having a preferred periodate concentration in the range of from 1 to 50 mM, more preferably of from 1 to 25 mM and especially preferably of from 1 to 10 mM such as about 1 mM, and at a preferred reaction temperature of from 0 to 40 °C and especially preferably of from 0 to 21 °C such as about 0 °C, and for a preferred reaction time of from 5 min to 5 h, more preferably from 10 min to 2 h and especially preferably from 10 min. to 1 h such as about 1 h. The preferred molar ratio of

periodate : protein is from 1:200 to 1:1 and more preferably from 1:50 to 1:5. such as about 15 : 1.

Therefore, the present invention also relates to a method and a conjugate as described above, wherein, prior to the reaction of the protein and the polymer or polymer derivative, a glycosylated protein is reacted with a periodate solution to give a protein having an aldehyde group or a keto group located in the oxidized carbohydrate side chain, said reaction preferably being carried out at mild oxidation reactions. The term "mild reaction conditions" as used in this context refers to, e.g., to a 1 mM periodate solution and a reaction temperature of 0 °C in contrast to harsh conditions such as a 10 mM periodate solution and a reaction temperature of 20 to 25 °C.

Alternatively, the carbohydrate side chain may be oxidized enzymatically. Enzymes for the oxidation of the individual carbohydrate side chain are known in the art, e.g. in the case of galactose the enzyme is galactose oxidase. If it is intended to oxidize terminal galactose moieties, it will be eventually necessary to remove terminal sialic acids (partially or completely) if the polypeptide has been produced in cells capable of attaching sialic acids to carbohydrate chains, e.g. in mammalian cells or in cells which have been genetically modified to be capable of attaching sialic acids to carbohydrate chains. Chemical or enzymatic methods for the removal of sialic acids are known in the art (Chaplin and Kennedy (eds.), 1996, Carbohydrate Analysis: a practical approach, especially Chapter 5 Montreuil, Glycoproteins, pages 175-177; IRL Press Practical approach series (ISBN 0-947946-44-3)).

According to another preferred embodiment of the present invention, the aldehyde group or keto group may be located at the N terminus of the protein and is accessible by suitable oxidation. Especially in the case that a hydroxy group-containing amino acid is located at the N terminus of the protein at position -1, such as threonine or serine, oxidation of said N-terminal amino acid can be carried out leading to said keto group or an aldehyde group, preferably an aldehyde group. As method for the chemical oxidation of the suitable N-terminal amino acid, any conceivable method may be applied, with the oxidation with periodate being preferred, with mild oxidation conditions being especially preferred.

According to a further preferred embodiment of the present invention, said mild reaction conditions relate to reacting the protein with a suitable aqueous periodate solution, having a

preferred periodate concentration in the range of from 1 to 50 mM, more preferably of from 1 to 25 mM and especially preferably of from 1 to 10 mM such as about 1 mM, and at a preferred reaction temperature of from 0 to 40 °C and especially preferably of from 0 to 21 °C such as about 0 °C, and for a preferred reaction time of from 5 min to 5 h, more preferably from 10 min to 2 h and especially preferably from 10 min. to 1 h such as about 1 h. The preferred molar ratio of periodate : protein is from 1:200 to 1:1 and more preferably from 1:50 to 1:5. such as about 15 : 1.

Therefore, the present invention also relates to a method and a conjugate as described above, wherein the aldehyde group or the keto group is located in a carbohydrate side chain of the protein and/or at the N-terminal group of the protein.

The oligosaccharide pattern of proteins produced in eukaryotic cells thus having been posttranslationally glycosylated, are not identical to the human derived proteins. Moreover, many glycosylated proteins do not have the desired number of terminal sialic acid residues masking a further carbohydrate moiety such as a galactose residue. Those further carbohydrate moieties such as a galactose residue, however, if not masked, are possibly responsible for disadvantages such as a shorter plasma half-life of the protein in possible uses of the protein as a medicament. It was surprisingly found that by providing a protein conjugate formed by a hydroxyalkyl starch polymer, preferably a hydroxyethyl starch polymer, which is covalently linked, e.g. via an oxime linkage as disclosed hereinunder, to a carbohydrate moiety of a carbohydrate side chain of the protein, either directly or via at least one linker compounds such as one or two linker compounds, it is possible to overcome at least the above mentioned disadvantage. Hence it is believed that by coupling a hydroxyalkyl starch polymer or derivative thereof, preferably a hydroxyethyl starch polymer or a derivative thereof, to at least one carbohydrate side chain of a glycosylated protein, the lack of suitable terminal carbohydrate residues located at a carbohydrate side chain is compensated. According to another aspect of the invention, providing the respective conjugate with a hydroxyalkyl starch polymer or derivative thereof, preferably a hydroxyethyl starch polymer or a derivative thereof, coupled to the oxidized carbohydrate moiety as described above, does not only compensate the disadvantage but provides a protein conjugate having better characteristics in the desired field of use than the respective naturally occurring protein. Therefore, the respective conjugates according to the invention have a compensational and even a synergistic effect on the protein. It also possible that even proteins which are identical

to human proteins or which are human proteins do not have the desired number of suitable masking terminal carbohydrate residues such as sialic acid residues at naturally occurring carbohydrate moieties. In such cases, providing the respective conjugate with a hydroxyalkyl starch polymer or derivative thereof, preferably a hydroxyethyl starch polymer or a derivative thereof, coupled to the oxidized carbohydrate moiety as described above, does not only overcome and compensate a disadvantage of an artificially produced protein, but improves the characteristics of the a natural naturally occurring protein. As to the functional group of the hydroxyalkyl starch, preferably hydroxyethyl starch, or a derivative thereof, which is coupled to the aldehyde group or keto group of the oxidized carbohydrate moiety of the protein, reference is made to the functional groups A as disclosed hereinunder. This general concept is not only applicable to glycosylated G-CSF, but principally to all glycosylated having said lack of terminal carbohydrate residues. Among others, erythropoietin (EPO), interferone beta 1a (IFN beta 1a), ATIII, factor VIII, alpha1-antitrypsin (A1AT), htPA, or GM-CSF may be mentioned.

Therefore, the present invention also relates to the use of hydroxyalkyl starch, preferably hydroxyethyl starch, or a derivative thereof, for compensating the lack of terminal carbohydrate residues, preferably sialic acid residues, in naturally occurring or posttranslationally attached carbohydrate moieties of a protein, by covalently coupling the starch or derivative thereof to at least one oxidized carbohydrate moiety of a protein having at least one keto or aldehyde group.

Accordingly, the present invention also relates to a method for compensating the lack of terminal carbohydrate residues, preferably sialic acid residues, in naturally occurring or posttranslationally attached carbohydrate moieties of a protein, by covalently coupling hydroxyalkyl starch, preferably hydroxyethyl starch, or a derivative thereof to at least one oxidized carbohydrate moiety of a protein having at least one keto or aldehyde group, preferably via an oxime linkage.

Moreover, the present invention also relates to a conjugate formed by covalent linkage of a hydroxyalkyl starch, preferably hydroxyethyl starch, or a derivative thereof, to at least one oxidized carbohydrate moiety of a protein, said protein being either isolated from natural sources or produced by expression in eukaryotic cells, such as mammalian, insect or yeast cells, said carbohydrate moiety having at least one keto or aldehyde group, wherein the

conjugate has in the desired field of use, preferably the use as medicament, the same or better characteristics than the respective unmodified protein.

In case functional group Z of the protein is an aldehyde group or a keto group, functional group A of the polymer or the derivative thereof comprises an amino group according to the structure -NH-.

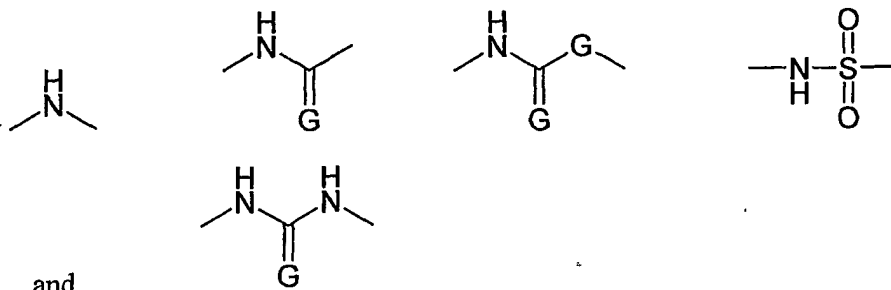
Therefore, the present invention also relates to a method and a conjugate as described above wherein the functional group A capable of being reacted with the optionally oxidized reducing end of the polymer, comprises an amino group according to structure -NH-.

According to one preferred embodiment of the present invention, this functional group A is a group having the structure R'-NH- where R' is hydrogen or a alkyl, cycloalkyl, aryl, aralkyl, arylcycloalkyl, alkaryl or cycloalkylaryl residue where the cycloalkyl, aryl, aralkyl, arylcycloalkyl, alkaryl or cycloalkylaryl residue may be linked directly to the NH group or, according to another embodiment, may be linked by an oxygen bridge to the NH group. The alkyl, cycloalkyl, aryl, aralkyl, arylcycloalkyl, alkaryl, or cycloalkylaryl residues may be suitably substituted. As preferred substituents, halogenes such as F, Cl or Br may be mentioned. Especially preferred residues R' are hydrogen, alkyl and alkoxy groups, and even more preferred are hydrogen and unsubstituted alkyl and alkoxy groups.

Among the alkyl and alkoxy groups, groups with 1, 2, 3, 4, 5, or 6 C atoms are preferred. More preferred are methyl, ethyl, propyl, isopropyl, methoxy, ethoxy, propoxy, and isopropoxy groups. Especially preferred are methyl, ethyl, methoxy, ethoxy, and particular preference is given to methyl or methoxy.

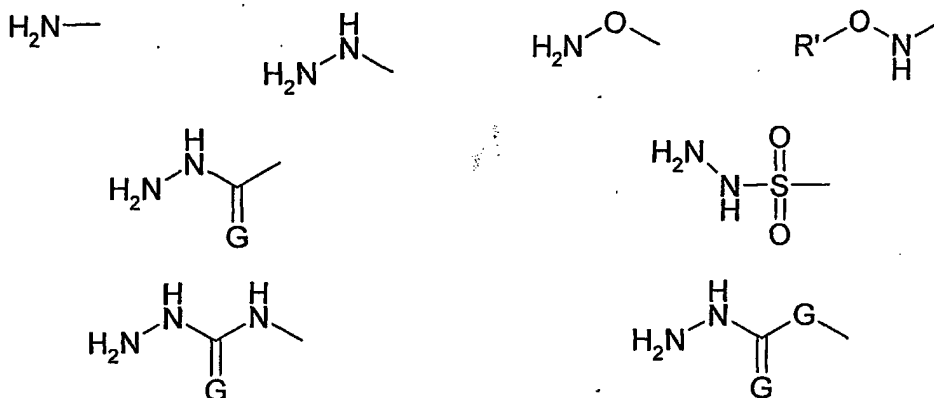
Therefore, the present invention also relates to a method and a conjugate as described above wherein R' is hydrogen or a methyl or a methoxy group.

According to another preferred embodiment of the present invention, the functional group A has the structure R'-NH-R''- where R'' preferably comprises the structure unit -NH- and/or the structure unit -(C=G)- where G is O or S, and/or the structure unit -SO₂-. According to more preferred embodiments, the functional group R'' is selected from the group consisting of



where, if G is present twice, it is independently O or S.

Therefore, preferred functional groups A comprising an amino group $-\text{NH}_2$, are, e.g.,

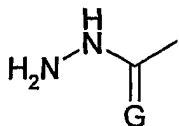


wherein G is O or S and, if present twice, independently O or S, and R' is methyl.

Especially preferred functional groups A comprising an amino group are aminoxy groups



$\text{H}_2\text{N}-\text{O}-$ being particularly preferred, and the hydrazido group



where G is preferably O.

Therefore, the present invention also relates to a method as described above, wherein the functional group Z of the protein is an aldehyde group or a keto group, and the functional group A is an aminoxy group or a hydrazido group. According to an especially preferred embodiment of the present invention, A is an aminoxy group.

Thus, the present invention also relates to a conjugate, as described above, wherein the functional group Z of the protein is an aldehyde group or a keto group, and the functional group A is an aminoxy group or a hydrazido group. According to an especially preferred embodiment of the present invention, A is an aminoxy group.

When reacting the aminoxy group of the polymer or polymer derivative with the aldehyde group or keto group of the protein, an oxime linkage is formed.

Therefore, the present invention also relates to a conjugate as described above, wherein the covalent linkage between the protein and the polymer or polymer derivative is an oxime linkage formed by the reaction of functional group Z of the protein, said functional group Z being an aldehyde group or a keto group, and functional group A of the polymer or polymer derivative, said functional group A being an aminoxy group.

When reacting the hydrazido group of the polymer or polymer derivative with the aldehyde group or keto group of the protein, a hydrazone linkage is formed.

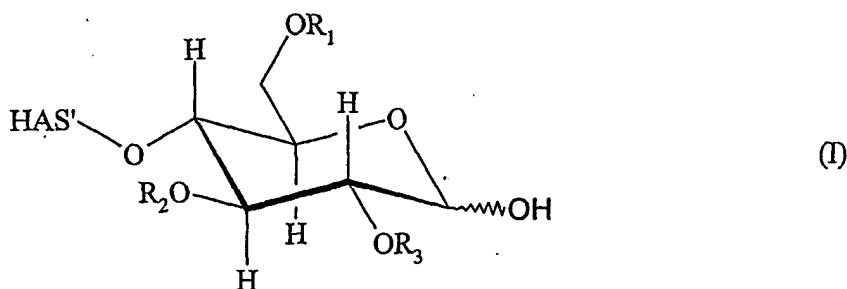
Therefore, the present invention also relates to a conjugate as described above, wherein the covalent linkage between the protein and the polymer or polymer derivative is a hydrazone linkage formed by the reaction of functional group Z of the protein, said functional group Z being an aldehyde group or a keto group, and functional group A of the polymer or polymer derivative, said functional group A being a hydrazido group.

In order to introduce functional group A into the polymer, no specific restrictions exist given that a polymer derivative results comprising functional group A.

According to a preferred embodiment of the present invention, the functional group A is introduced into the polymer by reacting the polymer with an at least bifunctional compound, one functional group of which is capable of being reacted with at least one functional group of the polymer, and at least one other functional group of the at least bifunctional compound being functional group A or being capable of being chemically modified to give functional group A.

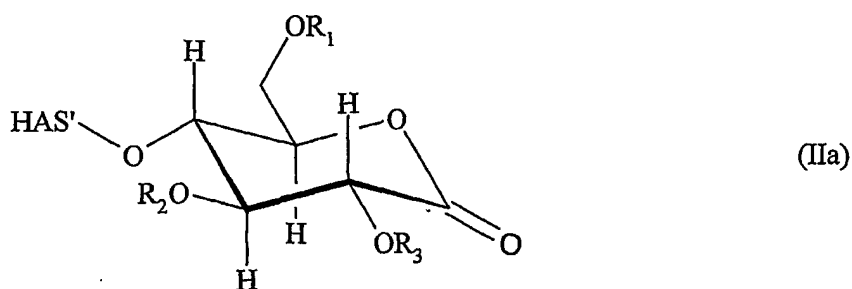
According to a still further preferred embodiment, the polymer is reacted with the at least bifunctional compound at its optionally oxidized reducing end.

In case the polymer is reacted with its non-oxidized reducing end, the polymer preferably has the constitution

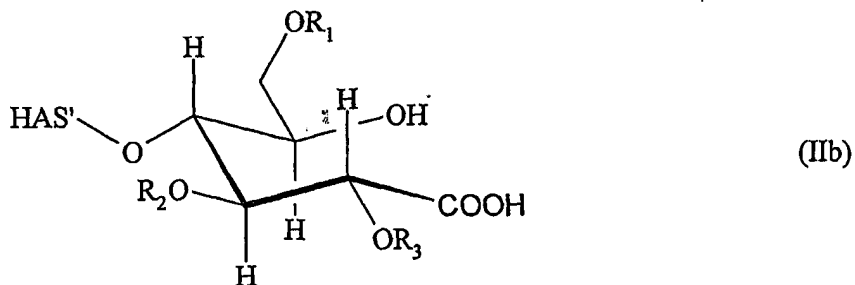


wherein in formula (I), the aldehyde form of the non-oxidized reducing end is included.

In case the polymer is reacted with its oxidized reducing end, the polymer preferably has the constitution according to formula (IIa)



and/or according to formula (IIb)



The oxidation of the reducing end of the polymer, preferably hydroxyethyl starch, may be carried out according to each method or combination of methods which result in compounds having the above-mentioned structures (IIa) and/or (IIb).

Although the oxidation may be carried out according to all suitable method or methods resulting in the oxidized reducing end of hydroxyalkyl starch, it is preferably carried out using an alkaline iodine solution as described, e.g., in DE 196 28 705 A1 the respective contents of which (example A, column 9, lines 6 to 24) is incorporated herein by reference.

As functional group of the at least bifunctional compound which is capable of being reacted with the optionally oxidized reducing end of the polymer, each functional group may be used which is capable of forming a chemical linkage with the optionally oxidized reducing end of the hydroxyalkyl starch.

According to a preferred embodiment of the present invention, this functional group comprises the chemical structure -NH-.

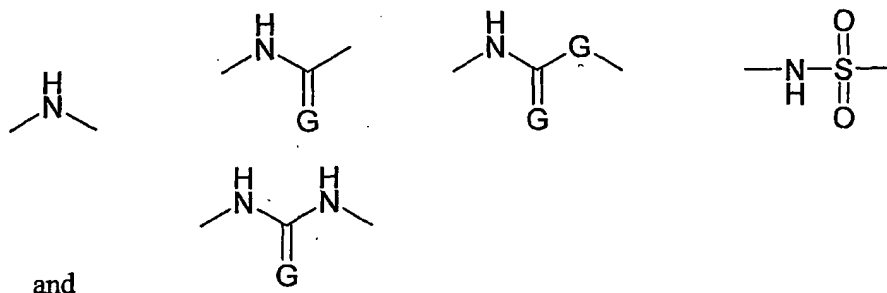
Therefore, the present invention also relates to a method and a conjugate as described above wherein the functional group of the at least bifunctional compound, said functional group being capable of being reacted with the optionally oxidized reducing end of the polymer, comprises the structure -NH-.

According to one preferred embodiment of the present invention, this functional group of the at least bifunctional compound is a group having the structure R'-NH- where R' is hydrogen or a alkyl, cycloalkyl, aryl, aralkyl, arylcycloalkyl, alkaryl or cycloalkylaryl residue where the cycloalkyl, aryl, aralkyl, arylcycloalkyl, alkaryl or cycloalkylaryl residue may be linked directly to the NH group or, according to another embodiment, may be linked by an oxygen bridge to the NH group. The alkyl, cycloalkyl, aryl, aralkyl, arylcycloalkyl, alkaryl, or cycloalkylaryl residues may be suitably substituted. As preferred substituents, halogenes such as F, Cl or Br may be mentioned. Especially preferred residues R' are hydrogen, alkyl and alkoxy groups, and even more preferred are hydrogen and unsubstituted alkyl and alkoxy groups.

Among the alkyl and alkoxy groups, groups with 1, 2, 3, 4, 5, or 6 C atoms are preferred. More preferred are methyl, ethyl, propyl, isopropyl, methoxy, ethoxy, propoxy, and isopropoxy groups. Especially preferred are methyl, ethyl, methoxy, ethoxy, and particular preference is given to methyl or methoxy.

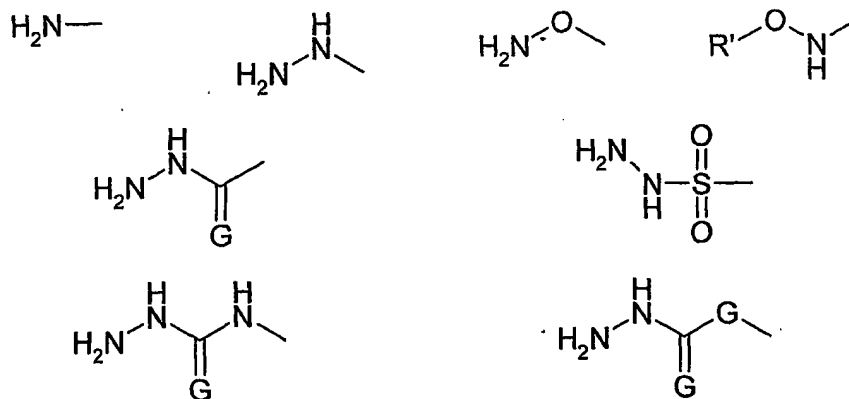
Therefore, the present invention also relates to a method and a conjugate as described above wherein R' is hydrogen or a methyl or a methoxy group.

According to another preferred embodiment of the present invention, the functional group of the at least bifunctional compound has the structure R'-NH-R''- where R'' preferably comprises the structure unit -NH- and/or the structure unit -(C=G)- where G is O or S, and/or the structure unit -SO₂-. According to more preferred embodiments, the functional group R'' is selected from the group consisting of



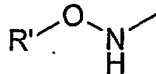
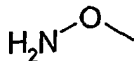
where, if G is present twice, it is independently O or S.

Therefore, the present invention also relates to a method and a conjugate as described above, wherein the functional group of the at least bifunctional compound, said functional group being capable of being reacted with the optionally oxidized reducing end of the polymer, is selected from the group consisting of

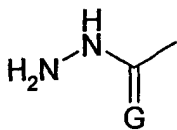


wherein G is O or S and, if present twice, independently O or S, and R' is methyl.

According to an even more preferred embodiment of the present invention, the functional group of the at least bifunctional compound, said functional group being capable of being reacted with the optionally oxidized reducing end of the polymer and comprising an amino group, is an aminoxy groups



H₂N-O- being particularly preferred, or the hydrazido group



wherein G is preferably O.

Therefore, the present invention also relates to a method and a conjugate as described above, wherein the functional group Z of the protein is an aldehyde group or a keto group, and the functional group of the at least bifunctional compound, said functional group being capable of being reacted with the optionally oxidized reducing end of the polymer, is an aminoxy group or a hydrazido group, preferably an aminoxy group.

Thus, the present invention also relates to a conjugate, as described above, wherein the functional group Z of the protein is an aldehyde group or a keto group, and the functional group of the at least bifunctional compound, said functional group being capable of being reacted with the optionally oxidized reducing end of the polymer, is an aminoxy group or a hydrazido group, preferably an aminoxy group.

According to a still further preferred embodiment of the present invention, the at least bifunctional compound is reacted with the polymer at its non-oxidized reducing end.

According to yet another preferred embodiment of the present invention, the at least bifunctional compound which is reacted with the optionally oxidized reducing end of the polymer, comprises functional group A.

The at least bifunctional compound may be reacted with the polymer first to give a polymer derivative which is subsequently reacted with the protein via functional group A. It is also possible to react the at least bifunctional compound via functional group A with the protein first to give a protein derivative which is subsequently reacted with the polymer via at least one functional group of the at least bifunctional compound residue comprised in the protein derivative.

According to a preferred embodiment of the present invention, the at least bifunctional compound is reacted with the polymer first.

Therefore, the present invention relates to a method and a conjugate as described above, said method further comprising reacting the polymer at its non-oxidized reducing end with an at least bifunctional linking compound comprising a functional group capable of reacting with the non-oxidized reducing end of the polymer and a group A, prior to the reaction of the polymer derivative comprising A and the protein comprising Z.

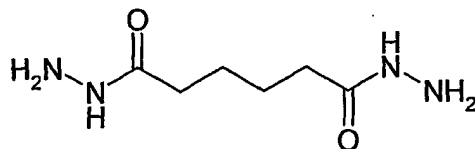
The functional group of the at least bifunctional linking compound which is reacted with the polymer and the functional group A of the at least bifunctional linking compound which is reacted with functional group Z of the protein may be separated by any suitable spacer. Among others, the spacer may be an optionally substituted, linear, branched and/or cyclic hydrocarbon residue. Generally, the hydrocarbon residue has up to 60, preferably up to 40, more preferably up to 20, more preferably up to 10, more preferably up to 6 and especially preferably up to 4 carbon atoms. If heteroatoms are present, the separating group comprises generally from 1 to 20, preferably from 1 to 8, more preferably 1 to 6, more preferably 1 to 4 and especially preferably from 1 to 2 heteroatoms. As heteroatom, O is preferred. The hydrocarbon residue may comprise an optionally branched alkyl chain or an aryl group or a cycloalkyl group having, e.g., from 5 to 7 carbon atoms, or be an aralkyl group, an alkaryl group where the alkyl part may be a linear and/or cyclic alkyl group. According to an even more preferred embodiment of the present invention, the functional groups are separated by a linear hydrocarbon chain having 4 carbon atoms. According to another preferred embodiment of the present invention, the functional groups are separated by a linear hydrocarbon chain having 4 carbon atoms and at least one, preferably one heteroatom, particularly preferably an oxygen atom.

According to a further preferred embodiment, the at least bifunctional linking compound is a homobifunctional linking compound. Therefore, the present invention also relates to a method of producing a conjugate as described above, wherein the at least bifunctional linking compound is a homobifunctional compound.

Thus, with regard to the above mentioned preferred functional groups of the linking compound, said homobifunctional linking compound preferably comprises either two

aminoxy groups $\text{H}_2\text{N-O-}$ or two aminoxy groups $\text{R}'\text{-O-NH-}$ or two hydrazido groups $\text{H}_2\text{N-NH-(C=G)-}$, the aminoxy groups $\text{H}_2\text{N-O-}$ and the hydrazido groups $\text{H}_2\text{N-NH-(C=O)-}$ being preferred, and the aminoxy groups $\text{H}_2\text{N-O-}$ being especially preferred.

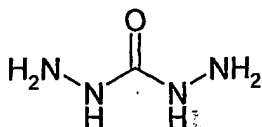
Among all conceivable homobifunctional compounds comprising two hydrazido groups $\text{H}_2\text{N-NH-(C=O)-}$, hydrazides are preferred where the two hydrazido groups are separated by a hydrocarbon residue having up to 60, preferably up to 40, more preferably up to 20, more preferably up to 10, more preferably up to 6 and especially preferably up to 4 carbon atoms. More preferably, the hydrocarbon residue has 1 to 4 carbon atoms such as 1, 2, 3, or 4 carbon atoms. Most preferably, the hydrocarbon residue has 4 carbon atoms. Therefore, a homobifunctional compound according to formula



is preferred.

In the above-described embodiment where an aldehyde group or a keto group of the protein is reacted with a compound comprising two hydrazido groups $\text{H}_2\text{N-NH-(C=O)-}$, particularly preferred hydroxyethyl starches are, e.g., hydroxyethyl starches having a mean molecular weight of about 10 kD and a DS of about 0.4. Also possible are, e.g., hydroxyethyl starch having a mean molecular weight of about 10 kD and a DS of about 0.7 or hydroxyethyl starch having a mean molecular weight of about 18 kD and a DS of about 0.4 or hydroxyethyl starch having a mean molecular weight of about 50 kD and a DS of about 0.4 or hydroxyethyl starch having a mean molecular weight of about 50 kD and a DS of about 0.7 or hydroxyethyl starch having a mean molecular weight of about 12 kD and a DS of about 0.4 or hydroxyethyl starch having a mean molecular weight of about 12 kD and a DS of about 0.7 or hydroxyethyl starch having a mean molecular weight of about 18 kD and a DS of about 0.7 or hydroxyethyl starch having a mean molecular weight of about 30 kD and a DS of about 0.4 or hydroxyethyl starch having a mean molecular weight of about 30 kD and a DS of about 0.7 or hydroxyethyl starch having a mean molecular weight of about 50 kD and a DS of about 0.4 or hydroxyethyl starch having a mean molecular weight of about 50 kD and a DS of about 0.7.

According to an even more preferred embodiment of the present invention, the bifunctional linking compound is carbonylhydrazide



In the above-described embodiment where an aldehyde group or a keto group of the protein is reacted with carbonylhydrazide, particularly preferred hydroxyethyl starches are, e.g., hydroxyethyl starches having a mean molecular weight of about 10 kD and a DS of about 0.4. Also possible are, e.g., hydroxyethyl starch having a mean molecular weight of about 10 kD and a DS of about 0.7 or hydroxyethyl starch having a mean molecular weight of about 18 kD and a DS of about 0.4 or hydroxyethyl starch having a mean molecular weight of about 50 kD and a DS of about 0.4 or hydroxyethyl starch having a mean molecular weight of about 50 kD and a DS of about 0.7 or hydroxyethyl starch having a mean molecular weight of about 12 kD and a DS of about 0.4 or hydroxyethyl starch having a mean molecular weight of about 12 kD and a DS of about 0.7 or hydroxyethyl starch having a mean molecular weight of about 18 kD and a DS of about 0.7 or hydroxyethyl starch having a mean molecular weight of about 30 kD and a DS of about 0.4 or hydroxyethyl starch having a mean molecular weight of about 30 kD and a DS of about 0.7 or hydroxyethyl starch having a mean molecular weight of about 50 kD and a DS of about 0.4 or hydroxyethyl starch having a mean molecular weight of about 50 kD and a DS of about 0.7.

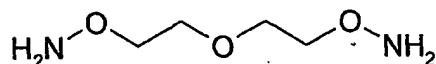
As described above, the present invention also relates to a method and a conjugate as described above, wherein the at least bifunctional linking compound is a homobifunctional compound and comprises two aminoxy groups. Hence, the present invention also relates to a method and a conjugate as described above, wherein the at least bifunctional linking compound is a homobifunctional compound and comprises two aminoxy groups H₂N-O-

As described above, the polymer is preferably reacted at its reducing end which is not oxidized prior to the reaction with the bifunctional linking compound. Therefore, reacting the preferred homobifunctional compound comprising two aminoxy groups H₂N-O- with the polymer results in a polymer derivative comprising an oxime linkage.

Therefore, since functional group Z of the protein is an aldehyde or a keto group which is preferably reacted with an aminoxy group of the polymer derivative, the present invention also relates to a conjugate as described above, said conjugate comprising the polymer and the

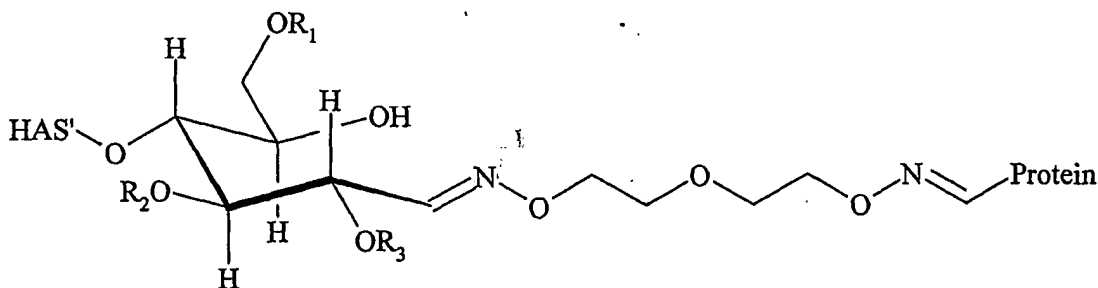
protein, each being covalently linked to a linking compound by an oxime or a cyclic acetal linkage.

Among all conceivable homobifunctional compounds comprising two aminoxy groups $\text{H}_2\text{N}-\text{O}-$, bifunctional compounds are preferred where the two aminoxy groups are separated by a hydrocarbon residue having from 1 to 60, preferably from 1 to 40, more preferably from 1 to 20, more preferably from 1 to 10, more preferably from 1 to 6 and especially preferably 1 to 4 carbon atoms. More preferably, the hydrocarbon residue has 1 to 4 carbon atoms such as 1, 2, 3, or 4 carbon atoms. Most preferably, the hydrocarbon residue has 4 carbon atoms. Even more preferably, the hydrocarbon residue has at least one heteroatom, more preferably one heteroatom, and most preferably one oxygen atom. The compound $\text{O}-[2-(2\text{-aminoxy-ethoxy})\text{-ethyl}]\text{hydroxyl amine}$ according to formula

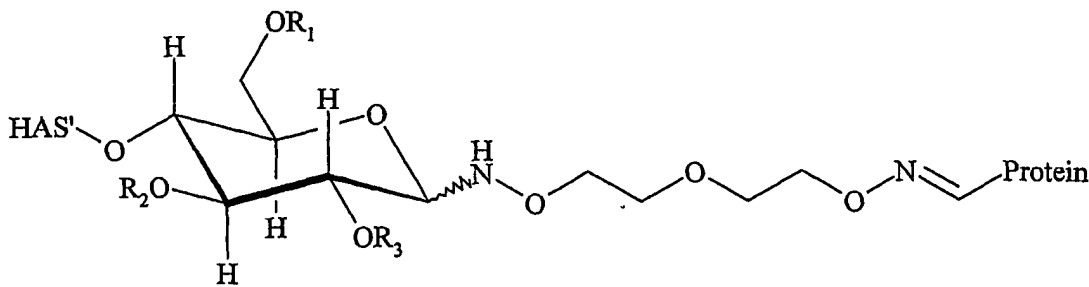


is especially preferred.

Therefore, the present invention relates to a conjugate as described above, said conjugate having a constitution according to formula



and/or

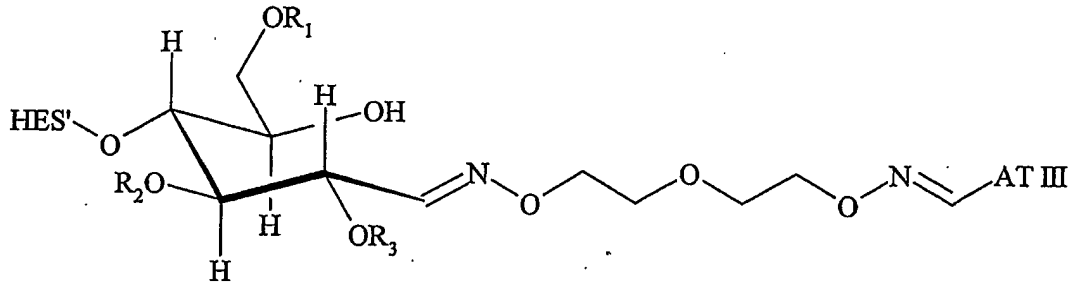


HAS' preferably being HES'. Particularly preferred hydroxyethyl starches are, e.g., hydroxyethyl starches having a mean molecular weight of about 10 kD and a DS of about 0.4

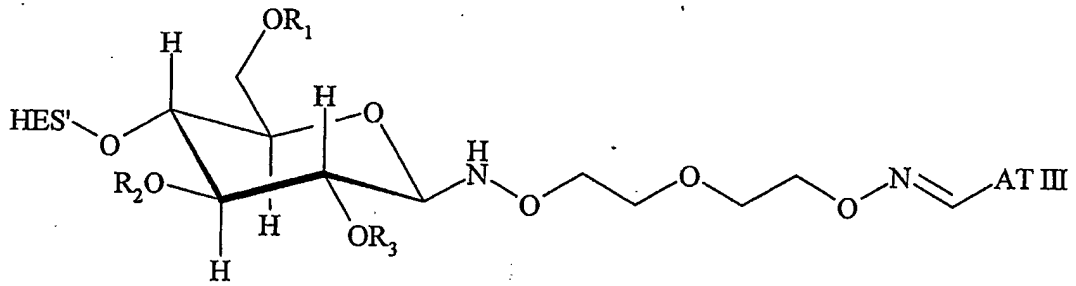
or hydroxyethyl starch having a mean molecular weight of about 10 kD and a DS of about 0.7
or hydroxyethyl starch having a mean molecular weight of about 12 kD and a DS of about 0.4
or hydroxyethyl starch having a mean molecular weight of about 12 kD and a DS of about 0.7
or hydroxyethyl starch having a mean molecular weight of about 18 kD and a DS of about 0.4
or hydroxyethyl starch having a mean molecular weight of about 18 kD and a DS of about 0.7
or hydroxyethyl starch having a mean molecular weight of about 30 kD and a DS of about 0.4
or hydroxyethyl starch having a mean molecular weight of about 30 kD and a DS of about 0.7
or hydroxyethyl starch having a mean molecular weight of about 50 kD and a DS of about 0.4
or hydroxyethyl starch having a mean molecular weight of about 50 kD and a DS of about 0.7.

In the above-described embodiment where an aldehyde group or a keto group of the protein is reacted with a hydroxyamino group of the polymer or polymer derivative, particularly preferred hydroxyethyl starches are, e.g., hydroxyethyl starches having a mean molecular weight of about 10 kD and a DS of about 0.4 and hydroxyethyl starch having a mean molecular weight of about 10 kD and a DS of about 0.7 and hydroxyethyl starch having a mean molecular weight of about 18 kD and a DS of about 0.4 and hydroxyethyl starch having a mean molecular weight of about 50 kD and a DS of about 0.4 or hydroxyethyl starch having a mean molecular weight of about 50 kD and a DS of about 0.7. Also possible are, e.g., hydroxyethyl starch having a mean molecular weight of about 12 kD and a DS of about 0.4 or hydroxyethyl starch having a mean molecular weight of about 12 kD and a DS of about 0.7 or hydroxyethyl starch having a mean molecular weight of about 18 kD and a DS of about 0.7 or hydroxyethyl starch having a mean molecular weight of about 30 kD and a DS of about 0.4 or hydroxyethyl starch having a mean molecular weight of about 30 kD and a DS of about 0.7 or hydroxyethyl starch having a mean molecular weight of about 50 kD and a DS of about 0.4 or hydroxyethyl starch having a mean molecular weight of about 50 kD and a DS of about 0.7.

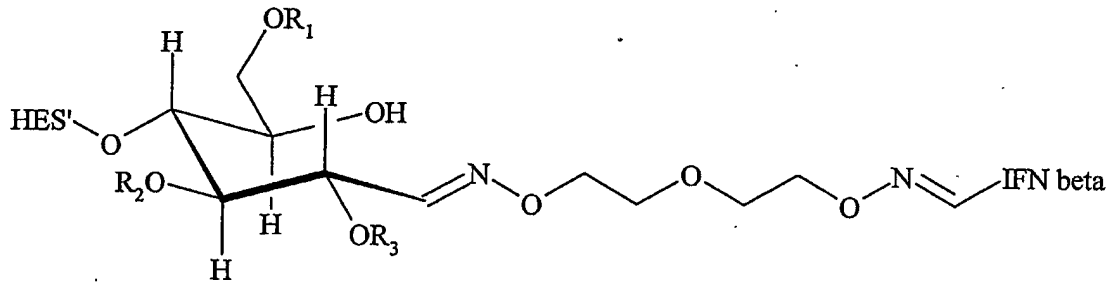
As proteins, glycosylated IFN beta, glycosylated AT III and glycosylated GM-CSF are especially preferred. Therefore, in case the hydroxyalkyl starch is preferably hydroxyethyl starch, the present invention also relates to a conjugate



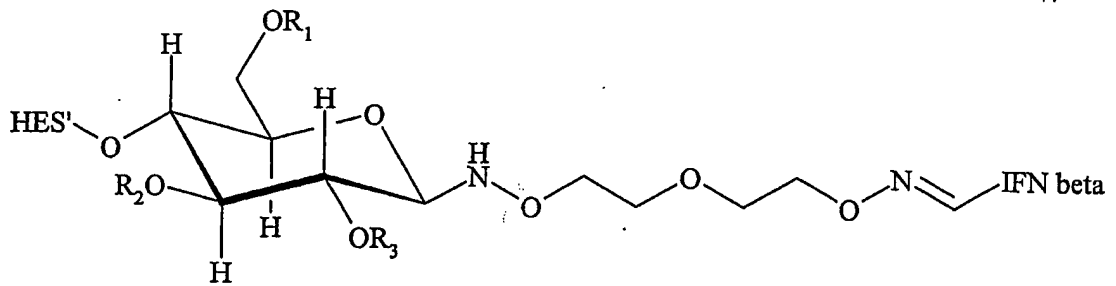
and/or a conjugate



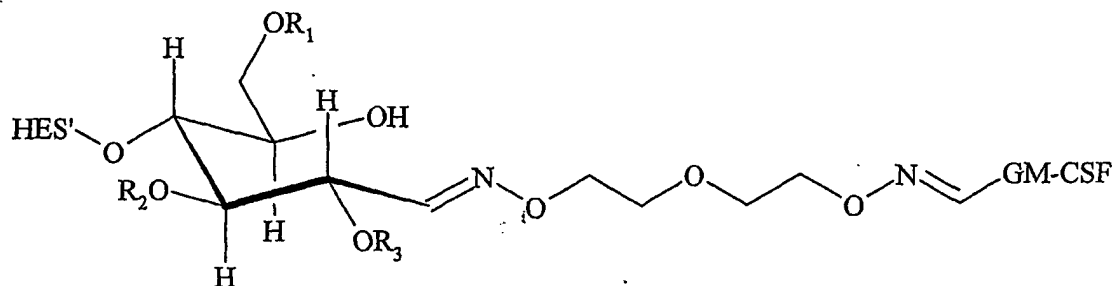
and/or a conjugate



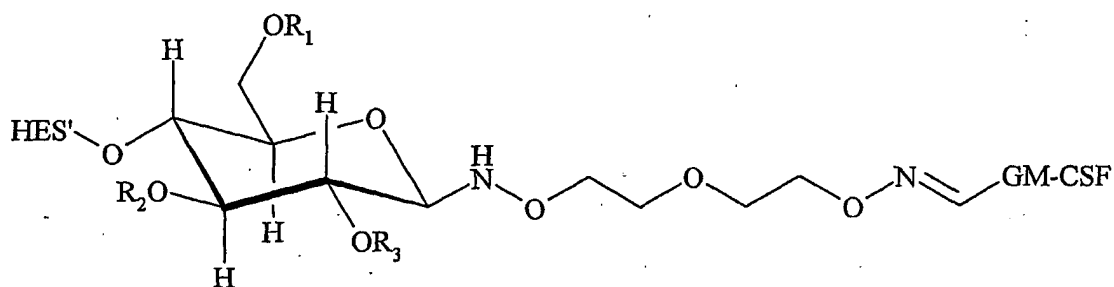
and/or a conjugate



and/or a conjugate



and/or a conjugate



HES' especially preferably being derived independently for each protein from hydroxyethyl starch having a mean molecular weight of about 10 kD and a DS of about 0.4 and/or hydroxyethyl starch having a mean molecular weight of about 10 kD and/or a DS of about 0.7 and/or hydroxyethyl starch having a mean molecular weight of about 18 kD and a DS of about 0.4 and/or hydroxyethyl starch having a mean molecular weight of about 50 kD and a DS of about 0.4 and/or hydroxyethyl starch having a mean molecular weight of about 50 kD and a DS of about 0.7.

The reaction of the polymer at its non-oxidized reducing end with the linking compound, especially in the case said linking compound is a homobifunctional linking compound comprising two aminoxy groups H₂N-O-, is preferably carried out in an aqueous system.

The term "aqueous system" as used in the context of the present invention refers to a solvent or a mixture of solvents comprising water in the range of from at least 10 % per weight, preferably at least 50 % per weight, more preferably at least 80 % per weight, even more preferably at least 90 % per weight or up to 100 % per weight, based on the weight of the solvents involved. The preferred reaction medium is water.

According to another embodiment, at least one other solvent may be used in which HAS, preferably HES is soluble. Examples of these solvents are, e.g., DMF, dimethylacetamide or DMSO.

As far as the temperatures which are applied during the reaction are concerned, no specific limitations exist given that the reaction results in the desired polymer derivative.

In case the polymer is reacted with the homobifunctional linking compound comprising two aminoxy groups H_2N-O- , preferably $O-[2-(2\text{-aminoxy-ethoxy})\text{-ethyl}]$ hydroxyl amine, the temperature is preferably in the range of from 5 to 45 °C, more preferably in the range of from 10 to 30 °C and especially preferably in the range of from 15 to 25 °C.

The reaction time for the reaction of the polymer with the homobifunctional linking compound comprising two aminoxy groups H_2N-O- , preferably $O-[2-(2\text{-aminoxy-ethoxy})\text{-ethyl}]$ hydroxyl amine, may be adapted to the specific needs and is generally in the range of from 1 h to 7 d, preferably in the range of from 1 h to 3 d and more preferably of from 2 h to 48 h.

The pH value for the reaction of the polymer with the homobifunctional linking compound comprising two aminoxy groups H_2N-O- , preferably $O-[2-(2\text{-aminoxy-ethoxy})\text{-ethyl}]$ hydroxyl amine, may be adapted to the specific needs such as the chemical nature of the reactants. The pH value is preferably in the range of from 4.5 to 6.5.

Specific examples of above mentioned reaction conditions are, e.g., a reaction temperature of about 25 °C and a pH of about 5.5.

The suitable pH value of the reaction mixture may be adjusted by adding at least one suitable buffer. Among the preferred buffers, sodium acetate buffer, phosphate or borate buffers may be mentioned.

Once the polymer derivative comprising the polymer and the bifunctional linking compound linked thereto is formed, it may be isolated from the reaction mixture by at least one suitable method. If necessary, the polymer derivative may be precipitated prior to the isolation by at least one suitable method.

If the polymer derivative is precipitated first, it is possible, e.g., to contact the reaction mixture with at least one solvent or solvent mixture other than the solvent or solvent mixture present in the reaction mixture at suitable temperatures, such as, for example acetone/ethanol mixtures in suitable volume/volume ratios, such as 1/1 v/v or isopropanol at suitable temperatures such as from -20°C to 50°C or from 0°C to 25°C. According to a particularly preferred embodiment of the present invention where an aqueous medium, preferably water is used as solvent, the reaction mixture is contacted with a mixture of 2-propanol at a temperature, preferably in the range of from -20 to +50 °C and especially preferably in the range of from 0 to 25 °C.

Isolation of the polymer derivative may be carried out by a suitable process which may comprise one or more steps. According to a preferred embodiment of the present invention, the polymer derivative is first separated off the reaction mixture or the mixture of the reaction mixture with, e.g., aqueous 2-propanol mixture, by a suitable method such as centrifugation or filtration. In a second step, the separated polymer derivative may be subjected to a further treatment such as an after-treatment like dialysis, centrifugal filtration or pressure filtration, ion exchange chromatography, reversed phase chromatography, HPLC, MPLC, gel filtration and/or lyophilisation. According to an even more preferred embodiment, the separated polymer derivative is first dialysed, preferably against water, and then lyophilized until the solvent content of the reaction product is sufficiently low according to the desired specifications of the product. Lyophilisation may be carried out at temperature of from 20 to 35 °C, preferably of from 20 to 30 °C.

The thus isolated polymer derivative is then further reacted, via functional group A, with the functional group Z of the protein, Z being an aldehyde group or a keto group. In the especially preferred case that A is an aminoxy group $H_2N-O\cdot$ to give an oxime linkage between polymer derivative and protein, the reaction is preferably carried out in an aqueous medium, preferably water, at a preferred temperature in the range of from 0 to 40 °C, more preferably from 4 to 25 °C and especially preferably from 15 to 25 °C. The pH value of the reaction medium is preferably in the range of from 4 to 10, more preferably in the range of from 5 to 9 and especially preferably in the range of from 5 to 7. The reaction time is preferably in the range of from 1 to 72 h, more preferably in the range of from 1 to 48 h and especially preferably in the range of from 4 to 24 h.

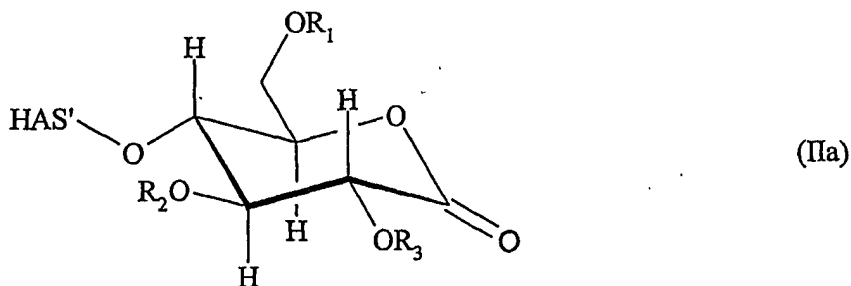
The conjugate may be subjected to a further treatment such as an after-treatment like dialysis, centrifugal filtration or pressure filtration, ion exchange chromatography, reversed phase chromatography, HPLC, MPLC, gel filtration and/or lyophilisation.

According to another embodiment of the present invention, the functional group Z of the protein is an amino group and the protein is selected from the group consisting of IFN alpha, IFN beta, GM-CSF, APC, tPA, A1AT, AT III, factor VII, factor VIII and factor IX. Therefore, the present invention relates to a method and a conjugate as described above, wherein the functional group Z of the protein is an amino group and the protein is selected from the group consisting of IFN alpha, IFN beta, GM-CSF, APC, tPA, A1AT, AT III, factor VII, factor VIII and factor IX.

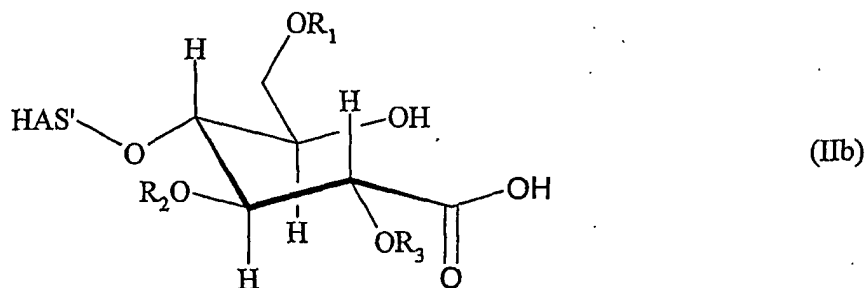
According to an especially preferred embodiment of the present invention, the functional group A to be reacted with the functional group Z being an amino group is a reactive carboxy group. Therefore, the present invention also relates to a method and a conjugate as described above, wherein the functional group Z is an amino group and the functional group A of the polymer or the polymer derivative is a reactive carboxy group.

According to a first preferred embodiment of the present invention, the reactive carboxy group is introduced into the polymer by selectively oxidizing the polymer at its reducing end.

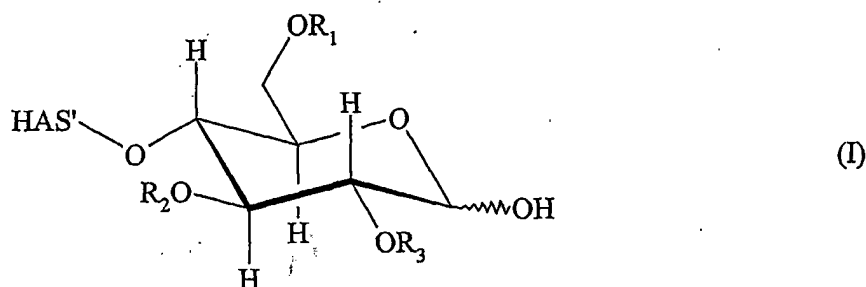
Therefore, the polymer into which the reactive carboxy group is introduced preferably has the constitution according to formula (IIa)



and/or according to formula (IIb)



The oxidation of the reducing end of the polymer according to formula (I)



preferably hydroxyethyl starch, may be carried out according to each method or combination of methods which result in compounds having the above-mentioned structures (IIa) and/or (IIb).

Although the oxidation may be carried out according to all suitable method or methods resulting in the oxidized reducing end of hydroxyalkyl starch, it is preferably carried out using an alkaline iodine solution as described, e.g., in DE 196 28 705 A1 the respective contents of which (example A, column 9, lines 6 to 24) is incorporated herein by reference.

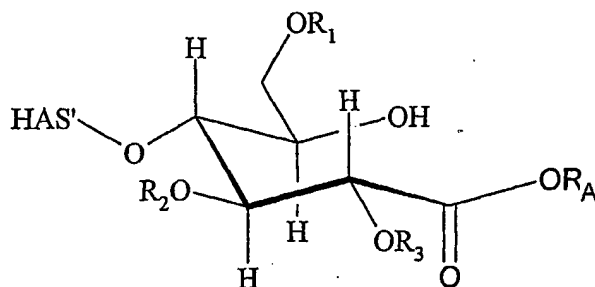
Introducing the reactive carboxy group into the polymer which is selectively oxidized at its reducing end may be carried out by all conceivable methods.

The oxidized polymer may be employed as such or as a salt, such as a alkali metal salt, preferably as a sodium and/or a potassium salt.

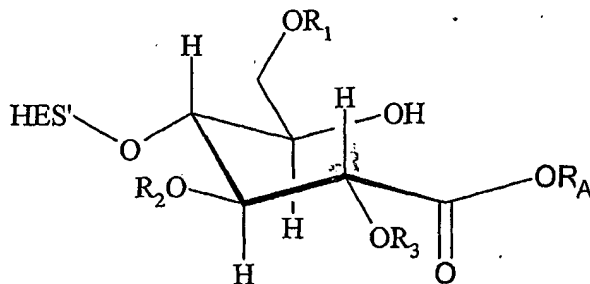
According to a preferred method of the present invention, the polymer which is selectively oxidized at its reducing end is reacted at the oxidized reducing end with at least one alcohol, preferably with at least one acidic alcohol. Still further preferred are acidic alcohols having a pK_A value in the range of from 6 to 12, more preferably of from 7 to 11 at 25 °C. The molecular weight of the acidic alcohol is preferably in the range of from 80 to 500 g/mole,

more preferably of from 90 to 300 g/mole and especially preferably of from 100 to 200 g/mole.

Suitable acidic alcohols are all alcohols $H-O-R_A$ having an acidic proton and are capable of being reacted with the oxidized polymer to give the respective reactive polymer ester, preferably according to the formula



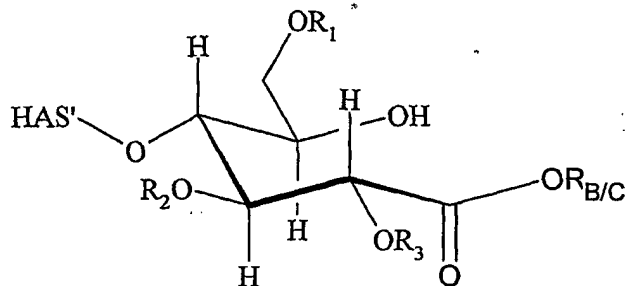
still more preferably according to formula



Preferred alcohols are N-hydroxy succinimides such as N-hydroxy succinimide or Sulfo-N-hydroxy succinimide, suitably substituted phenols such as p-nitrophenol, o,p-dinitrophenol, o,o'-dinitrophenol, trichlorophenol such as 2,4,6-trichlorophenol or 2,4,5-trichlorophenol, trifluorophenol such as 2,4,6-trifluorophenol or 2,4,5-trifluorophenol, pentachlorophenol, pentafluorophenol, or hydroxyazoles such as hydroxy benzotriazole. Especially preferred are N-hydroxy succinimides, with N-hydroxy succinimide and Sulfo-N-hydroxy succinimide being especially preferred. All alcohols may be employed alone or as suitable combination of two or more thereof. In the context of the present invention, it is also possible to employ a compound which releases the respective alcohol, e.g. by adding diesters of carbonic acids.

Therefore, the present invention also relates to a method and a conjugate as described above, wherein the polymer which is selectively oxidised at its reducing end is activated by reacting the oxidised polymer with an acidic alcohol, preferably with N-hydroxy succinimide and/or Sulfo-N-hydroxy succinimide.

According to an even more preferred embodiment of the present invention, the polymer which is selectively oxidized at its reducing end is reacted at the oxidized reducing end with at least one carbonic diester $R_B-O-(C=O)-O-R_C$, wherein R_B and R_C may be the same or different. Preferably, this method gives reactive polymers according to the formula



wherein HAS' is preferably HES'.

As suitable carbonic diester compounds, compounds may be employed whose alcohol components are independently N-hydroxy succinimides such as N-hydroxy succinimide or Sulfo-N-hydroxy succinimide, suitably substituted phenols such as p-nitrophenol, o,p-dinitrophenol, o,o'-dinitrophenol, trichlorophenol such as 2,4,6-trichlorophenol or 2,4,5-trichlorophenol, trifluorophenol such as 2,4,6-trifluorophenol or 2,4,5-trifluorophenol, pentachlorophenol, pentafluorophenol, or hydroxyazoles such as hydroxy benzotriazole. Especially preferred are N,N'-disuccinimidyl carbonate and Sulfo-N,N'-disuccinimidyl carbonate, with N,N'-disuccinimidyl carbonate being especially preferred.

Therefore, the present invention also relates to a method and a conjugate as described above, wherein the polymer which is selectively oxidised at its reducing end is activated by reacting the oxidised polymer with N,N'-disuccinimidyl carbonate.

The acidic alcohol is reacted with the oxidized polymer or the salt of the oxidized polymer at a molar ratio of acidic alcohol : polymer preferably of from 5:1 to 50:1, more preferably of from 8:1 to 20:1, at a preferred reaction temperature of from 2 to 40 °C, more preferably of from 10 to 30 °C and especially preferably of from 15 to 25 °C. The reaction time is preferably in the range of from 1 to 10 h, more preferably of from 2 to 5 h, more preferably of from 2 to 4 h and particularly of from 2 to 3 h.

The carbonic diester compound is reacted with the oxidized polymer or the salt of the oxidized polymer at a molar ratio of diester compound : polymer preferably of from 1:1 to 3:1, more preferably of from 1:1 to 1.5:1. The reaction time is preferably in the range of from 0.1 to 12 h, more preferably of from 0.2 to 6 h, more preferably of from 0.5 to 2 h and particularly of from 0.75 to 1.25 h.

According to a preferred embodiment of the present invention, reacting the oxidized polymer with acidic alcohol and/or carbonic diester is carried out in at least one aprotic solvent, particularly preferably in an anhydrous aprotic solvent having a water content of not more than 0.5 percent by weight, preferably of not more than 0.1 percent by weight. Suitable solvents are, among others, dimethyl sulfoxide (DMSO), N-methyl pyrrolidone, dimethyl acetamide (DMA), dimethyl formamide (DMF) and mixtures of two or more thereof. The reaction temperatures are preferably in the range of from 2 to 40 °C, more preferably of from 10 to 30 °C.

For reacting the oxidized polymer with the at least one acidic alcohol, at least one additional activating agent is employed.

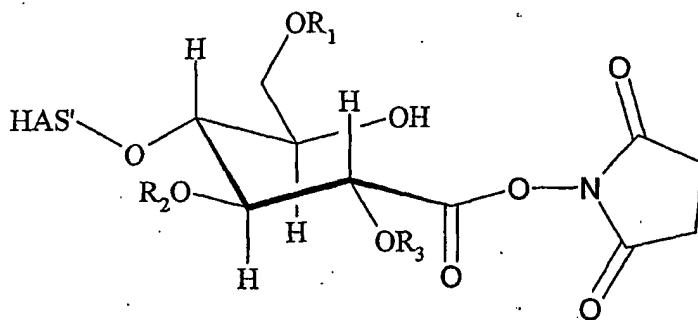
Suitable activating agents are, among others, carbonyldiimidazole, carbodiimides such as diisopropyl carbodiimide (DIC), dicyclohexyl carbodiimides (DCC), 1-ethyl-3-(3-dimethylaminopropyl) carbodiimide (EDC), with dicyclohexyl carbodiimides (DCC) and 1-ethyl-3-(3-dimethylaminopropyl) carbodiimide (EDC) being especially preferred.

Therefore, the present invention also relates to a method and a conjugate as described above, where the polymer which is oxidized at its reducing end, is reacted with an acidic alcohol in the presence of an additional activating agent to give the reactive polymer ester.

According to an especially preferred embodiment of the present invention, the reaction of the oxidized polymer with carbonic diester and/or acidic alcohol is carried out at a low base activity which may be determined by adding the reaction mixture to water with a volume ratio of water to reaction mixture of 10:1. Prior to the addition, the water which comprises essentially no buffer, has a pH value of 7 at 25 °C. After the addition of the reaction mixture and by measuring the pH value, the base activity of the reaction mixture is obtained, having a

value of preferably not more than 9.0, more preferably of not more than 8.0 and especially preferably of not more than 7.5.

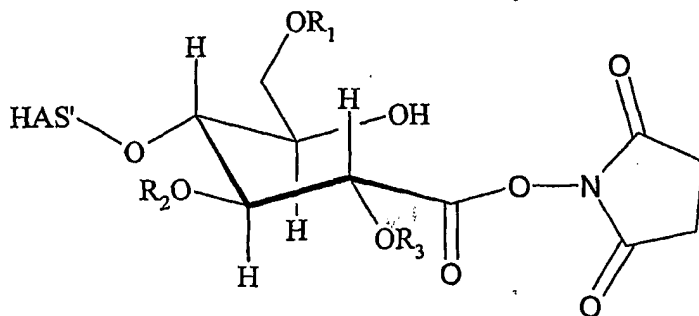
According to a preferred embodiment of the present invention, the oxidized polymer is reacted with N-hydroxy succinimide in dry DMA in the absence of water with EDC to selectively give the polymer N-hydroxy succinimide ester according to the formula



more preferably with HAS' being HES'.

Surprisingly, this reaction does not give by-products resulting from reactions of EDC with OH groups of HES, and the rearrangement reaction of the O-acyl isourea formed by EDC and the oxidized polymer to the respective N-acyl urea is surprisingly suppressed.

According to another preferred embodiment of the present invention, the oxidized polymer is reacted with N,N'-disuccinimidyl carbonate in anhydrous DMF and in the absence of an activating agent to selectively give the polymer N-hydroxy succinimide ester according to the formula

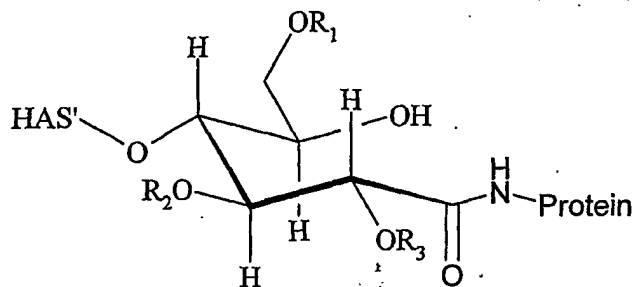


more preferably with HAS' being HES'.

The reactive polymer as described above is preferentially further reacted with at least one amino group of the protein to give an amide linkage. According to a preferred embodiment of the present invention, the reactive polymer is reacted with one amino group of the protein.

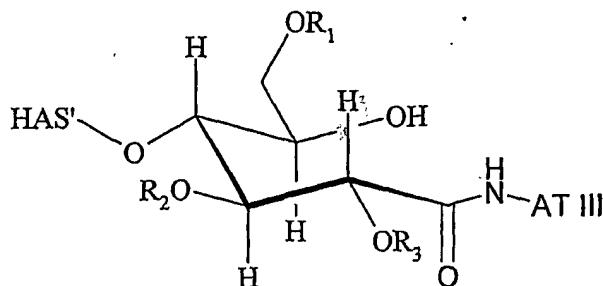
The amino group of the protein can be an amino group of a suitable amino acid residue of the protein such as a lysin residue or a histidin residue or the amino group located at the N terminus of the protein.

Therefore, the present relates to a conjugate preferably having a constitution according to the formula



wherein the N atom of the amide linkage is derived from an amino group of the protein, with HAS' preferably being HES', the hydroxyethyl starch preferably being hydroxyethyl starch having a mean molecular weight of about 10 kD and a DS of about 0.4 or hydroxyethyl starch having a mean molecular weight of about 10 kD and a DS of about 0.7 or hydroxyethyl starch having a mean molecular weight of about 12 kD and a DS of about 0.4 or hydroxyethyl starch having a mean molecular weight of about 12 kD and a DS of about 0.7 or hydroxyethyl starch having a mean molecular weight of about 18 kD and a DS of about 0.4 or hydroxyethyl starch having a mean molecular weight of about 18 kD and a DS of about 0.7 or hydroxyethyl starch having a mean molecular weight of about 30 kD and a DS of about 0.4 or hydroxyethyl starch having a mean molecular weight of about 30 kD and a DS of about 0.7 or hydroxyethyl starch having a mean molecular weight of about 50 kD and a DS of about 0.4 or hydroxyethyl starch having a mean molecular weight of about 50 kD and a DS of about 0.7.

An especially preferred protein coupled via above-mentioned amide linkage to hydroxyalkyl starch, preferably hydroxyethyl starch, is AT III. Therefore, the present invention also relates to a conjugate



wherein the N atom of the amide linkage is derived from an amino group of AT III and where HAS' is preferably HES' and even more preferably hydroxyethyl starch having a molecular weight of about 10 kD and a DS value of about 0.4.

In the above-described embodiment where an amino group of the protein is reacted with a reactive carboxy group of the polymer or polymer derivative, particularly preferred hydroxyethyl starches are, e.g., hydroxyethyl starches having a mean molecular weight of about 10 kD and a DS of about 0.4. Also possible are hydroxyethyl starch having a mean molecular weight of about 10 kD and a DS of about 0.7 and hydroxyethyl starch having a mean molecular weight of about 18 kD and a DS of about 0.4 and hydroxyethyl starch having a mean molecular weight of about 50 kD and a DS of about 0.4 or hydroxyethyl starch having a mean molecular weight of about 50 kD and a DS of about 0.7 or hydroxyethyl starch having a mean molecular weight of about 12 kD and a DS of about 0.4 or hydroxyethyl starch having a mean molecular weight of about 12 kD and a DS of about 0.7 or hydroxyethyl starch having a mean molecular weight of about 18 kD and a DS of about 0.7 or hydroxyethyl starch having a mean molecular weight of about 30 kD and a DS of about 0.4 or hydroxyethyl starch having a mean molecular weight of about 30 kD and a DS of about 0.7 or hydroxyethyl starch having a mean molecular weight of about 50 kD and a DS of about 0.4 or hydroxyethyl starch having a mean molecular weight of about 50 kD and a DS of about 0.7.

The reaction of the reactive polymer with the protein may be carried out by combining the reaction mixture of the preparation of the reactive polymer, i.e. without isolation of the reactive polymer, comprising at least 10, more preferably at least 30 and still more preferably at least 50 percent by weight reactive polymer, with an aqueous solution of the protein. Preferred aqueous solutions of the protein comprises of from 0.05 to 10, more preferably of from 0.5 to 5 and especially preferably of from 0.5 to 2 percent by weight protein at a

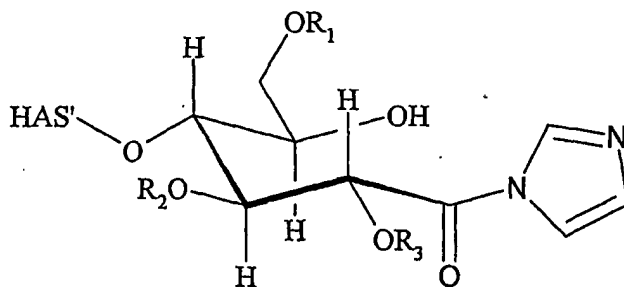
preferred pH of from 5.0 to 9.0 , more preferably of from 6.0 to 9.0 and especially preferably of from 7.5 to 8.5.

According to the present invention, it is also possible to purify the reactive polymer by at least one, preferably multiple precipitation with at least one suitable precipitation agent such as anhydrous ethanol, isopropanol and/or acetone to give a solid comprising at least 10, more preferably at least 30 and still more preferably at least 50 percent by weight reactive polymer.

The purified reactive polymer may be added to the aqueous solution of the protein. It is also possible to add a solution of the purified reactive polymer to the aqueous solution of the protein.

According to a preferred embodiment of the present invention, the reaction of the reactive polymer with the protein to give an amide linkage is carried out at a temperature of from 2 to 40 °C, more preferably of from 5 to 35 °C and especially of from 10 to 30 °C and a preferred pH of from 7.0 to 9.0, preferably of from 7.5 to 9.0 and especially preferably of from 7.5 to 8.5, at a preferred reaction time of from 0.1 to 12 h, more preferably of from 0.5 to 5 h, more preferably of from 0.5 to 3 h, still more preferably of from 0.5 to 2 h and especially preferably of from 0.5 to 1 h, the molar ratio of reactive polymer ester : protein being preferably of from 1:1 to 70:1, more preferably of from 5:1 to 50:1 and especially preferably of from 10:1 to 50:1.

According to another embodiment of the present invention, the polymer which is selectively oxidized at its reducing end is reacted at the oxidized reducing end with an azolide such as carbonyldiimidazole or carbonyl dibenzimidazole to give a polymer having a reactive carboxy group. In the case of carbonyldiimidazole, a reactive polymer derivative according to formula



results, wherein HAS' is preferably HES'. The imidazolide resulting from the reaction of the polymer with the azolide may be preferentially reacted with an amino group of the protein to give an amide linkage. Also possible is a reaction, if present, with a hydroxy group of the protein to give an ester linkage, or with a thio group of the protein to give a thioester linkage, or, if present, with a carboxy group of the protein to give a $-(C=O)-O-(C=O)-$ linkage.

In the above-described embodiment where an azolide is used for introducing the reactive carboxy group in the polymer or polymer derivative, particularly preferred hydroxyethyl starches are, e.g., hydroxyethyl starches having a mean molecular weight of about 10 kD and a DS of about 0.4 or hydroxyethyl starch having a mean molecular weight of about 10 kD and a DS of about 0.7 or hydroxyethyl starch having a mean molecular weight of about 18 kD and a DS of about 0.4 or hydroxyethyl starch having a mean molecular weight of about 30 kD and a DS of about 0.4 or hydroxyethyl starch having a mean molecular weight of about 30 kD and a DS of about 0.7 or hydroxyethyl starch having a mean molecular weight of about 50 kD and a DS of about 0.4 or hydroxyethyl starch having a mean molecular weight of about 50 kD and a DS of about 0.7 or hydroxyethyl starch having a mean molecular weight of about 12 kD and a DS of about 0.4 or hydroxyethyl starch having a mean molecular weight of about 12 kD and a DS of about 0.7 or hydroxyethyl starch having a mean molecular weight of about 18 kD and a DS of about 0.7 or hydroxyethyl starch having a mean molecular weight of about 50 kD and a DS of about 0.4 or hydroxyethyl starch having a mean molecular weight of about 50 kD and a DS of about 0.7.

According to another embodiment of the present invention, the polymer having a reactive carboxy group A resulting from the reaction of the selectively oxidized reducing end of the polymer with one of the above-mentioned compounds, preferably with at least one of the acidic alcohols and/or at least one of the carbonic diester compounds, may be linked to the functional group Z of the protein via at least one linker compound. In case a linker compound is used, said compound is an at least bifunctional compound having at least one functional group F_1 capable of being reacted with the functional group A of the polymer derivative, and at least one functional group F_2 being capable of being reacted with the functional group Z of the protein or a functional group F_2 being capable of being chemically modified to be reacted with the functional group Z of the protein. The chemical modification may be, e.g., a reaction of the functional group F_2 with a functional group F_3 of a further linker compound or an oxidation or a reduction of a suitable functional group F_2 . In case at least one linker

compound is used, the reaction is not restricted to the amino group of the protein but, depending on the chemical nature of the functional groups of the linker compound or linker compounds, may be used to form a linkage with each suitable functional group of the protein, such as a carboxy group, a reactive carboxy group, an aldehyde group, a keto group, a thio group, an amino group or a hydroxy group. In case two linker compounds are used, a first linker compound is employed having at least one functional group F_1 being capable of being reacted with the reactive carboxy group A of the polymer, such as an amino group, a thio group, a hydroxy group, or a carboxy group. Moreover, the first linker compound has at least one other functional group F_2 which is capable of being reacted with at least one functional group F_3 of the second linker compound. As to functional group F_2 , the following functional groups are to be mentioned, among others:

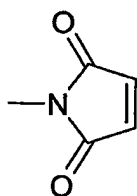
- C-C-double bonds or C-C-triple bonds or aromatic C-C-bonds;
- the thio group or the hydroxy groups;
- alkyl sulfonic acid hydrazide, aryl sulfonic acid hydrazide;
- 1,2-dioles;
- 1,2-aminoalcohols;
- 1,2-amino-thioalcohols;
- azides;
- the amino group $-NH_2$ or derivatives of the amino groups comprising the structure unit $-NH-$ such as aminoalkyl groups, aminoaryl group, aminoaralkyl groups, or alkarlyaminogroups;
- the hydroxylamino group $-O-NH_2$, or derivatives of the hydroxylamino group comprising the structure unit $-O-NH-$, such as hydroxylalkylamino groups, hydroxylarylaminogroups, hydroxylaralkylamino groups, or hydroxyalkarylaminogroups;
- alkoxyamino groups, aryloxyamino groups, aralkyloxyamino groups, or alkarylloxyamino groups, each comprising the structure unit $-NH-O-$;
- residues having a carbonyl group, $-Q-C(=G)-M$, wherein G is O or S, and M is, for example,
 - $-OH$ or $-SH$;
 - an alkoxy group, an aryloxy group, an aralkyloxy group, or an alkarylloxy group;
 - an alkylthio group, an arylthio group, an aralkylthio group, or an alkarylthio group;

- an alkylcarbonyloxy group, an arylcarbonyloxy group, an aralkylcarbonyloxy group, an alkarylcarbonyloxy group;
- activated esters such as esters of hydroxylamines having imid structure such as N-hydroxysuccinimide or having a structure unit O-N where N is part of a heteroaryl compound or, with G = O and Q absent, such as aryloxy compounds with a substituted aryl residue such as pentafluorophenyl, paranitrophenyl or trichlorophenyl;

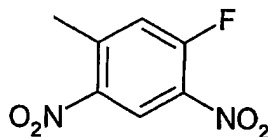
wherein Q is absent or NH or a heteroatom such as S or O;

- -NH-NH₂, or -NH-NH-;
- -NO₂;
- the nitril group;
- carbonyl groups such as the aldehyde group or the keto group;
- the carboxy group;
- the -N=C=O group or the -N=C=S group;
- vinyl halide groups such as the vinyl iodide or the vinyl bromide group or triflate;
- -C≡C-H;
- -(C=NH₂Cl)-OAlkyl
- groups -(C=O)-CH₂-Hal wherein Hal is Cl, Br, or I;
- -CH=CH-SO₂-;
- a disulfide group comprising the structure -S-S-;

- the group



- the group



wherein F₃ is a group capable of forming a chemical linkage with one of the above-mentioned groups and is preferably selected from the above-mentioned groups. Moreover, the second linker compound has at least one functional group which is capable of being reacted with the functional group Z of the protein, which is, e.g., an amino group, a thio group, a carboxy group, a reactive carboxy group, an aldehyde group, a keto group, or a hydroxy group. In case one linking compound is used to covalently link the polymer and the protein, the polymer can be reacted with the linking compound and the resulting polymer derivative is reacted with the

protein, or the protein can be reacted with the linking compound and the resulting protein derivative is reacted with the polymer. In case two linking compounds L1 and L2 are used, it is possible to react the polymer with L1, react the resulting polymer derivative with L2 and react the resulting polymer derivative with the protein, or to react the protein with L2, react the resulting protein derivative with L1 and react the resulting protein derivative with the polymer. It is also possible to react the polymer with L1 and react the protein with L2 and react the polymer derivative with the protein derivative. Furthermore, it is possible to react L1 with L2, react the resulting compound with the polymer and the resulting polymer derivative with the protein. Furthermore, it is possible to react L1 with L2, react the resulting compound with the protein and the resulting protein derivative with the polymer.

In the above-described embodiment where linker compound is used in combination with an acidic alcohol and/or an diester carbonate and/or an azolide, particularly preferred hydroxyethyl starches are, e.g., hydroxyethyl starches having a mean molecular weight of about 10 kD and a DS of about 0.4 or hydroxyethyl starch having a mean molecular weight of about 10 kD and a DS of about 0.7 or hydroxyethyl starch having a mean molecular weight of about 18 kD and a DS of about 0.4 or hydroxyethyl starch having a mean molecular weight of about 50 kD and a DS of about 0.4 or hydroxyethyl starch having a mean molecular weight of about 50 kD and a DS of about 0.7 or hydroxyethyl starch having a mean molecular weight of about 12 kD and a DS of about 0.4 or hydroxyethyl starch having a mean molecular weight of about 12 kD and a DS of about 0.7 or hydroxyethyl starch having a mean molecular weight of about 18 kD and a DS of about 0.7 or hydroxyethyl starch having a mean molecular weight of about 30 kD and a DS of about 0.4 or hydroxyethyl starch having a mean molecular weight of about 30 kD and a DS of about 0.7 or hydroxyethyl starch having a mean molecular weight of about 50 kD and a DS of about 0.4 or hydroxyethyl starch having a mean molecular weight of about 50 kD and a DS of about 0.7.

According to a second preferred embodiment of the present invention regarding the introduction of a reactive carboxy group into the polymer, the reactive carboxy group is introduced into the polymer whose reducing end is not oxidized, by reacting at least one hydroxy group of the polymer with a carbonic diester.

Therefore, the present invention also relates to a method and a conjugate as described above, wherein A is a reactive carboxy group, and wherein A is introduced in the polymer whose

reducing end is not oxidized, by reacting at least one hydroxy group of the polymer with at least one carbonic diester carbonic diester $R_B-O-(C=O)-O-R_C$, wherein R_B and R_C may be the same or different.

According to another embodiment of the present invention, the polymer whose reducing end is not oxidized, is reacted at at least one hydroxy group with an azolide such as carbonyldiimidazole, carbonyl-di-(1,2,4-triazole) or carbonyl dibenzimidazol to give a polymer having a reactive carboxy group.

As suitable carbonic diester compounds, compounds may be employed whose alcohol components are independently N-hydroxy succinimides such as N-hydroxy succinimide or Sulfo-N-hydroxy succinimide, suitably substituted phenols such as p-nitrophenol, o,p-dinitrophenol, o,o'-dinitrophenol, trichlorophenol such as 2,4,6-trichlorophenol or 2,4,5-trichlorophenol, trifluorophenol such as 2,4,6-trifluorophenol or 2,4,5-trifluorophenol, pentachlorophenol, pentafluorophenol, or hydroxyazoles such as hydroxy benzotriazole.

Especially preferred are symmetrical carbonic diester compounds, R_B and R_C thus being the same. The alcohol component of the carbonic diester is preferably selected from the group consisting of N-hydroxy succinimide, sulfonated N-hydroxy succinimide, N-hydroxy benzotriazole, and nitro- and halogen-substituted phenols. Among others, nitrophenol, dinitrophenol, trichlorophenol, trifluorophenol, pentachlorophenol, and pentafluorophenol are preferred. Especially preferred are N,N'-disuccinimidyl carbonate and Sulfo-N,N'-disuccinimidyl carbonate, with N,N'-disuccinimidyl carbonate being especially preferred.

Therefore, the present invention also relates to a hydroxyalkyl starch derivative and a method of producing same, preferably a hydroxyethyl starch derivative, wherein at least one hydroxy group, preferably at least two hydroxy groups of said starch have been reacted with a carbonic diester compound to give the respective reactive ester.

According to a preferred embodiment of the present invention, the reaction of the polymer whose reducing end is not oxidized, with the at least one carbonic diester compound is carried out at a temperature of from 2 to 40 °C, more preferably of from 10 to 30 °C and especially of from 15 to 25 °C and at a preferred reaction time of from 0.5 to 5 h, more preferably of from 1 to 3 h, and especially preferably of from 2 to 3 h.

According to another embodiment of the present invention, the polymer whose reducing end is not oxidized, is reacted at at least one hydroxy group with an azolide such as carbonyldiimidazole, carbonyl-di-(1,2,4-triazole) or carbonyl dibenzimidazol to give a polymer having a reactive carboxy group.

The molar ratio of carbonic diester and/or azolide, preferably carbonic diester compound : polymer depends on the degree of substitution of the polymer regarding the number of hydroxy groups reacted with carbonic diester compound relative to the number of hydroxy groups present in the non-reacted polymer.

According to one preferred embodiment of the present invention, the molar ratio of carbonic diester compound : polymer is in the range of from 1:2 to 1:1000, more preferably of from 1:3 to 1:100 and especially preferably of from 1:10 to 1:50, to give a degree of substitution in the range of from 0.5 to 0.001, preferably of from 0.33 to 0.01 and especially preferably of from 0.1 to 0.02. The degree of substitution is determined by UV-spectroscopy.

According to a preferred embodiment of the present invention, reacting the polymer whose reducing end is not oxidized, with carbonic diester is carried out in at least one aprotic solvent, particularly preferably in an anhydrous aprotic solvent having a water content of not more than 0.5 percent by weight, preferably of not more than 0.1 percent by weight. Suitable solvents are, among others, dimethyl sulfoxide (DMSO), N-methyl pyrrolidone, dimethyl acetamide (DMA), dimethyl formamide (DMF) and mixtures of two or more thereof.

Therefore, the present invention also relates to a method and a conjugate as described above, wherein the reaction of the at least one hydroxy group of the polymer whose reducing end is not oxidised, with the carbonic diester to give a reactive ester group A is carried out in an anhydrous aprotic polar solvent, the solvent preferably being dimethyl acetamide, dimethyl formamide or a mixture thereof.

The reaction of the reactive polymer comprising at least one reactive ester group, preferably at least two reactive ester groups, with the protein to give at least one amide linkage, preferably at least two amide linkages, may be carried out by combining the reaction mixture of the preparation of the reactive polymer, i.e. without isolation of the reactive polymer, comprising

at least 5, more preferably at least 10 and still more preferably at least 15 percent by weight reactive polymer, with an aqueous solution of the protein. Preferred aqueous solutions of the protein comprises of from 0.05 to 10, more preferably of from 0.5 to 5 and especially preferably of from 0.5 to 2 percent by weight protein at a preferred pH of from 7.0 to 9, more preferably of from 7.5 to 9 and especially preferably of from 7.5 to 8.5.

According to the present invention, it is also possible to purify the reactive polymer by at least one, preferably by multiple precipitation with at least one suitable precipitation agent such as anhydrous ethanol, isopropanol and/or acetone to give a solid comprising at least 20, more preferably at least 50 and still more preferably at least 80 percent by weight reactive polymer.

The purified reactive polymer may be added to the aqueous solution of the protein. It is also possible to add a solution of the purified reactive polymer to the aqueous solution of the protein.

According to a preferred embodiment of the present invention, the reaction of the reactive polymer with the protein to give at least one, preferably at least two amide linkages is carried out at a temperature of from 2 to 40 °C, more preferably of from 5 to 35 °C and especially of from 10 to 30 °C and a preferred pH of from 7.0 to 9.5, preferably of from 7.5 to 9 and especially preferably of from 7.5 to 8.5, at a preferred reaction time of from 0.5 to 5 h, more preferably of from 0.5 to 3 h and especially preferably of from 0.5 to 1 h, the molar ratio of reactive polymer ester : protein being preferably of from 1:1 to 70:1, more preferably of from 5:1 to 50:1 and especially preferably of from 10:1 to 50:1 .

According to a preferred embodiment of the present invention, oligo- or multiprotein-substituted polymers are obtained wherein the protein molecules are linked to the polymer via an amide linkage.

PDS is in the range of from 0.001 to 1, preferably from 0.005 to 0.5, more preferably from 0.005 to 0.2.

In the above-described embodiment where at least one reactive carboxy group is introduced in the polymer or polymer derivative by reaction with at least one hydroxy group of the polymer or polymer derivative, particularly preferred hydroxyethyl starches are, e.g., hydroxyethyl

starches having a mean molecular weight of about 10 kD and a DS of about 0.4 or hydroxyethyl starch having a mean molecular weight of about 10 kD and a DS of about 0.7 or hydroxyethyl starch having a mean molecular weight of about 18 kD and a DS of about 0.4 or hydroxyethyl starch having a mean molecular weight of about 50 kD and a DS of about 0.4 or hydroxyethyl starch having a mean molecular weight of about 50 kD and a DS of about 0.7 or hydroxyethyl starch having a mean molecular weight of about 12 kD and a DS of about 0.4 or hydroxyethyl starch having a mean molecular weight of about 12 kD and a DS of about 0.7 or hydroxyethyl starch having a mean molecular weight of about 18 kD and a DS of about 0.7 or hydroxyethyl starch having a mean molecular weight of about 30 kD and a DS of about 0.4 or hydroxyethyl starch having a mean molecular weight of about 30 kD and a DS of about 0.7 or hydroxyethyl starch having a mean molecular weight of about 50 kD and a DS of about 0.4 or hydroxyethyl starch having a mean molecular weight of about 50 kD and a DS of about 0.7.

According to another embodiment of the present invention, the polymer having a reactive carboxy group A resulting from the reaction of at least one hydroxy group of the polymer with one of the above-mentioned compounds, preferably with at least one of the carbonic diester compounds, may be linked to the functional group Z of the protein via at least one linker compound. In case a linker compound is used, said compound is an at least bifunctional compound having at least one functional group F_1 capable of being reacted with the functional group A of the polymer derivative, and at least one functional group F_2 being capable of being reacted with the functional group Z of the protein or a functional group F_2 being capable of being chemically modified to be reacted with the functional group Z of the protein. The chemical modification may be, e.g., a reaction of the functional group F_2 with a functional group F_3 of a further linker compound or an oxidation or a reduction of a suitable functional group F_2 . In case at least one linker compound is used, the reaction is not restricted to the amino group of the protein but, depending on the chemical nature of the functional groups of the linker compound or linker compounds, may be used to form a linkage with each suitable functional group of the protein, such as a carboxy group, a reactive carboxy group, an aldehyde group, a keto group, a thio group, an amino group or a hydroxy group. In case two linker compounds are used, a first linker compound is employed having at least one functional group F_1 being capable of being reacted with the reactive carboxy group A of the polymer, such as an amino group, a thio group, a hydroxy group, or a carboxy group. Moreover, the first linker compound has at least one other functional group F_2 which is capable of being

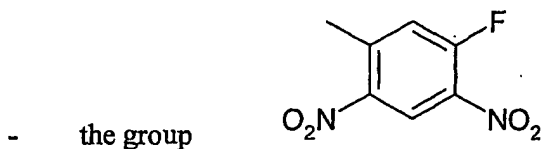
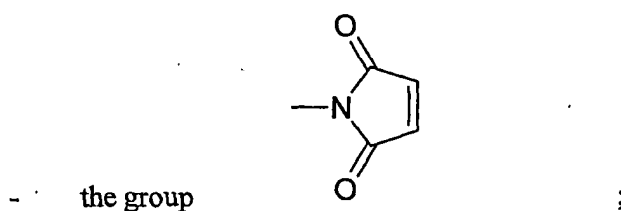
reacted with at least one functional group F_3 of the second linker compound. As to functional group F_2 , the following functional groups are to be mentioned, among others:

- C-C-double bonds or C-C-triple bonds or aromatic C-C-bonds;
- the thio group or the hydroxy groups;
- alkyl sulfonic acid hydrazide, aryl sulfonic acid hydrazide;
- 1,2-dioles;
- 1,2-aminoalcohols;
- azides;
- 1,2-amino-thioalcohols;
- the amino group $-NH_2$ or derivatives of the amino groups comprising the structure unit $-NH-$ such as aminoalkyl groups, aminoaryl group, aminoaralkyl groups, or alkarlyaminogroups;
- the hydroxylamino group $-O-NH_2$, or derivatives of the hydroxylamino group comprising the structure unit $-O-NH-$, such as hydroxylalkylamino groups, hydroxylarylamino groups, hydroxylaralkylamino groups, or hydroxyalkarylamino groups;
- alkoxyamino groups, aryloxyamino groups, aralkyloxyamino groups, or alkaryloxyamino groups, each comprising the structure unit $-NH-O-$;
- residues having a carbonyl group, $-Q-C(=G)-M$, wherein G is O or S, and M is, for example,
 - $-OH$ or $-SH$;
 - an alkoxy group, an aryloxy group, an aralkyloxy group, or an alkaryloxy group;
 - an alkylthio group, an arylthio group, an aralkylthio group, or an alkarylthio group;
 - an alkylcarbonyloxy group, an arylcarbonyloxy group, an aralkylcarbonyloxy group, an alkarylcarbonyloxy group;
 - activated esters such as esters of hydroxylamines having imid structure such as N-hydroxysuccinimide or having a structure unit $O-N$ where N is part of a heteroaryl compound or, with $G = O$ and Q absent, such as aryloxy compounds with a substituted aryl residue such as pentafluorophenyl, paranitrophenyl or trichlorophenyl;

wherein Q is absent or NH or a heteroatom such as S or O;

- $-NH-NH_2$, or $-NH-NH-$;
- $-NO_2$;

- the nitril group;
- carbonyl groups such as the aldehyde group or the keto group;
- the carboxy group;
- the $-N=C=O$ group or the $-N=C=S$ group;
- vinyl halide groups such as the vinyl iodide or the vinyl bromide group or triflate;
- $-C\equiv C-H$;
- $-(C=NH_2Cl)-OAlkyl$
- groups $-(C=O)-CH_2-Hal$ wherein Hal is Cl, Br, or I;
- $-CH=CH-SO_2-$;
- a disulfide group comprising the structure $-S-S-$;



wherein F_3 is a group capable of forming a chemical linkage with one of the above-mentioned groups and is preferably selected from the above-mentioned groups. Moreover, the second linker compound has at least one functional group which is capable of being reacted with the functional group Z of the protein, which is, e.g., an amino group, a thio group, a carboxy group, a reactive carboxy group, an aldehyde group, a keto group, or a hydroxy group. In case one linking compound is used to covalently link the polymer and the protein, the polymer can be reacted with the linking compound and the resulting polymer derivative is reacted with the protein, or the protein can be reacted with the linking compound and the resulting protein derivative is reacted with the polymer. In case two linking compounds L1 and L2 are used, it is possible to react the polymer with L1, react the resulting polymer derivative with L2 and react the resulting polymer derivative with the protein, or to react the protein with L2, react the resulting protein derivative with L1 and react the resulting protein derivative with the polymer. It is also possible to react the polymer with L1 and react the protein with L2 and react the polymer derivative with the protein derivative. Furthermore, it is possible to react L1 with L2, react the resulting compound with the polymer and the resulting polymer derivative with the protein. Furthermore, it is possible to react L1 with L2, react the resulting compound with the protein and the resulting protein derivative with the polymer.

In the above-described embodiment where a linker compound is used, particularly preferred hydroxyethyl starches are, e.g., hydroxyethyl starches having a mean molecular weight of about 10 kD and a DS of about 0.4 or hydroxyethyl starch having a mean molecular weight of about 10 kD and a DS of about 0.7 or hydroxyethyl starch having a mean molecular weight of about 18 kD and a DS of about 0.4 or hydroxyethyl starch having a mean molecular weight of about 50 kD and a DS of about 0.4 or hydroxyethyl starch having a mean molecular weight of about 50 kD and a DS of about 0.7 or hydroxyethyl starch having a mean molecular weight of about 12 kD and a DS of about 0.4 or hydroxyethyl starch having a mean molecular weight of about 12 kD and a DS of about 0.7 or hydroxyethyl starch having a mean molecular weight of about 18 kD and a DS of about 0.7 or hydroxyethyl starch having a mean molecular weight of about 30 kD and a DS of about 0.4 or hydroxyethyl starch having a mean molecular weight of about 30 kD and a DS of about 0.7 or hydroxyethyl starch having a mean molecular weight of about 50 kD and a DS of about 0.4 or hydroxyethyl starch having a mean molecular weight of about 50 kD and a DS of about 0.7.

According to a further especially preferred embodiment of the present invention, the functional group A to be reacted with the functional group Z being an amino group is an aldehyde group, a keto group or a hemiacetal group. Therefore, the present invention also relates to a method and a conjugate as described above, wherein the functional group Z is an amino group and the functional group A of the polymer or the derivative thereof is an aldehyde group, a keto group or a hemiacetal group, wherein the protein is selected from the group consisting of IFN alpha, IFN beta, GM-CSF, APC, tPA, A1AT, AT III, factor VII, factor VIII, and factor IX.

According to a particularly preferred embodiment, functional group Z and functional group A are reacted via a reductive amination reaction.

The reductive amination reaction according to the invention, wherein the polymer or polymer derivative is covalently linked via at least one aldehyde group or keto group or hemiacetal group to at least one amino group of the protein, is preferably carried out at a temperature of from 0 to 40 °C, more preferably of from 0 to 25 °C and especially preferably of from 4 to 21 °C. The reaction time preferably ranges of from 0.5 to 72 h, more preferably of from 2 to 48 h

and especially preferably of from 4 to 7 h. As solvent for the reaction, an aqueous medium is preferred.

Thus, the present invention also relates to a method and a conjugate as described above, wherein the reductive amination is carried out at a temperature of from 4 to 21 °C.

Therefore, the present invention also relates to a method and a conjugate as described above, wherein reductive amination is carried out in an aqueous medium.

Thus, the present invention also relates to a method and conjugate as described above, wherein the reductive amination is carried out at a temperature of from 4 to 21 °C in an aqueous medium.

The term "aqueous medium" as used in the context of the present invention relates to a solvent or a mixture of solvents comprising water in the range of from at least 10 % per weight, more preferably at least 20 % per weight, more preferably at least 30 % per weight, more preferably at least 40 % per weight, more preferably at least 50 % per weight, more preferably at least 60 % per weight, more preferably at least 70 % per weight, more preferably at least 80 % per weight, even more preferably at least 90 % per weight or up to 100 % per weight, based on the weight of the solvents involved. The preferred reaction medium is water.

The pH value of the reaction medium is generally in the range of from 4 to 9 or from 4 to 8 or from 4 to 7.3.

According to a preferred embodiment of the present invention, the pH at which the reductive amination reaction is carried out, is below 7.3, more preferably smaller or equal 7 and most preferably below 7, i.e. in the acidic range. Preferred ranges are therefore of from 3 to below 7, more preferably of from 3.5 to 6.5, still more preferably of from 4 to 6, still more preferably of from 4.5 to 5.5 and especially preferably about 5.0, i.e. 4.6 or 4.7 or 4.8 or 4.9 or 5.0. or 5.1 or 5.2 or 5.3 or 5.4. Preferred ranges, are among others, 3 to 6.9 or 3 to 6.5 or 3 to 6 or 3 to 5.5 or 3 to 5 or 3 to 4.5 or 3 to 4 or 3 to 3.5 or 3.5 to 6.9 or 3.5 to 6.5 or 3.5 to 6 or 3.5 to 5.5 or 3.5 to 5 or 3.5 to 4.5 or 3.5 to 4 or 4 to 6.9 or 4 to 6.5 or 4 to 6. or 4 to 5.5 or 4 to 5 or 4 to 4.5 or 4.5 to 6.9 or 4.5 to 6.5 or 4.5 to 6 or 4.5 to 5.5 or 4.5 to 5 or 5 to 6.9 or 5 to 6.5 or 5 to 6 or 5 to 5.5 or 5.5 to 6.9 or 5.5 to 6.5 or 5.5 to 6 or 6 to 6.9 or 6 to 6.5 or 6.5 to 6.9.

Therefore, the present invention also relates to a method and a conjugate as described above, wherein the reductive amination is carried out at a pH of 7 or less, more preferably at a pH of 6 or less.

Thus, the present invention also relates to a method and conjugate as described above, wherein the reductive amination is carried out at a temperature of from 4 to 21 °C at a pH of 7 or less, preferably of 6 or less.

Hence, the present invention also relates to a method and conjugate as described above, wherein the reductive amination is carried out in an aqueous medium at a pH of 7 or less, preferably of 6 or less.

Accordingly, the present invention also relates to a method and conjugate as described above, wherein the reductive amination is carried out at a temperature of from 4 to 21 °C in an aqueous medium at a pH of 7 or less, preferably of 6 or less.

The molar ratio of polymer derivative : protein used for the reaction is preferably in the range of from 200:1 to 5:1, more preferably of from 100:1 to 10:1 and especially preferably of from 75:1 to 20:1 .

It was surprisingly found that it was possible, especially at the preferred pH ranges given above, particularly at a pH below 7 and greater or equal 4, to react the polymer derivative predominantly with the amino group located at the N terminus of the protein. The term "predominantly" as used in the context of the present invention relates to an embodiment where at least 80 %, preferably at least 85 % of the N-terminal amino groups available are reacted via reductive amination. It is also possible to react at least 90 % or at least 95 % or at least 96 % or at least 97 % or at least 98 % or at least 99 % of the N-terminal amino groups available. Although coupling to amino groups other than the N-terminal amino group could not be ruled out completely, it is believed that coupling via reductive amination according to the present invention at a pH of below 7, preferably below 6, took place essentially selectively at the N-terminal amino group.

Therefore, the present invention also relates to a method and a conjugate as described above, wherein the protein comprises the N-terminal amino group and at least one further amino group, said conjugate comprises the polymer being predominantly coupled to the N-terminal amino group.

According to an especially preferred embodiment, the present invention relates to a method of linking aldehyde or keto or hemiacetal functionalized hydroxyalkyl starch or an aldehyde or keto or hemiacetal functionalized hydroxyalkyl starch derivative predominantly to the N-terminal amino group of a protein, said method comprising subjecting said hydroxyalkyl starch or derivative thereof to a reductive amination reaction, at a pH of 7 or less, preferably at a pH of 6 or less, said reductive amination reaction being carried out preferably in an aqueous medium.

According to the present invention, aldehyde functionalized hydroxyalkyl starch or an aldehyde functionalized hydroxyalkyl starch derivative is preferred.

According to a still further preferred embodiment, the present invention relates to a method of linking aldehyde or keto or hemiacetal functionalized hydroxyethyl starch or an aldehyde or keto or hemiacetal functionalized hydroxyethyl starch derivative selectively to the N-terminal amino group of a protein, said method comprising subjecting said hydroxyalkyl starch or derivative thereof to a reductive amination reaction, at a pH of 7 or less, preferably at a pH of 6 or less, said reductive amination reaction being carried out preferably in an aqueous medium, the hydroxyethyl starch employed preferably being hydroxyethyl starch having a mean molecular weight of about 10 kD and a DS of about 0.4 or hydroxyethyl starch having a mean molecular weight of about 10 kD and a DS of about 0.7 or hydroxyethyl starch having a mean molecular weight of about 12 kD and a DS of about 0.4 or hydroxyethyl starch having a mean molecular weight of about 12 kD and a DS of about 0.7 or hydroxyethyl starch having a mean molecular weight of about 18 kD and a DS of about 0.4 or hydroxyethyl starch having a mean molecular weight of about 18 kD and a DS of about 0.7 or hydroxyethyl starch having a mean molecular weight of about 30 kD and a DS of about 0.4 or hydroxyethyl starch having a mean molecular weight of about 30 kD and a DS of about 0.7 or hydroxyethyl starch having a mean molecular weight of about 50 kD and a DS of about 0.4 or hydroxyethyl starch having a mean molecular weight of about 50 kD and a DS of about 0.7.

The reaction of the polymer derivative and the protein between the aldehyde group or keto group or hemiacetal group and the amino group is a reductive amination wherein a Schiff's base is produced. Subsequently after the reaction, this base may be reduced by at least one reductive agent to give a stable linkage between the polymer derivative and the protein. It is also possible to carry out the reaction in the presence of at least one reductive agent. According to a preferred embodiment, the reductive amination reaction is carried out in the presence of at least one reductive agent.

Preferred reductive agents are sodium borohydride, sodium cyanoborohydride, organic borane complex compounds such as a 4-(dimethylamino)pyridine borane complex, N-ethyl-diisopropylamine borane complex, N-ethylmorpholine borane complex, N-methylmorpholine borane complex, N-phenylmorpholine borane complex, lutidine borane complex, triethylamine borane complex, or trimethylamine borane complex. Particularly preferred is sodium cyanoborohydride.

Therefore, the present invention also relates to a method and a conjugate as described above, wherein the reductive amination is carried out in the presence of NaCNBH_3 .

Hence, the present invention also relates to a method and conjugate as described above, wherein the reductive amination is carried out in an aqueous medium at a pH of 7 or less, preferably of 6 or less in the presence of reductive agent, preferably NaCNBH_3 .

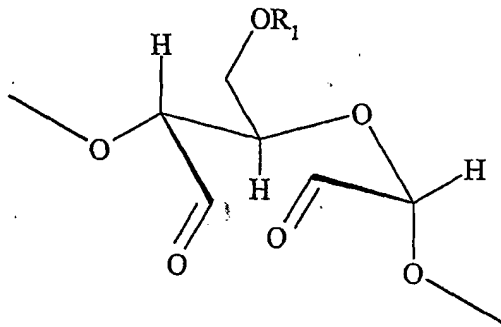
Accordingly, the present invention also relates to a method and conjugate as described above, wherein the reductive amination is carried out at a temperature of from 4 to 21 °C in an aqueous medium at a pH of 7 or less, preferably of 6 or less in the presence of reductive agent, preferably NaCNBH_3 .

The molar ratio of polymer derivative : protein used for the reaction is preferably in the range of from 200:1 to 10:1 more preferably of from 100:1 to 10:1 and especially preferably of from 75:1 to 20:1 .

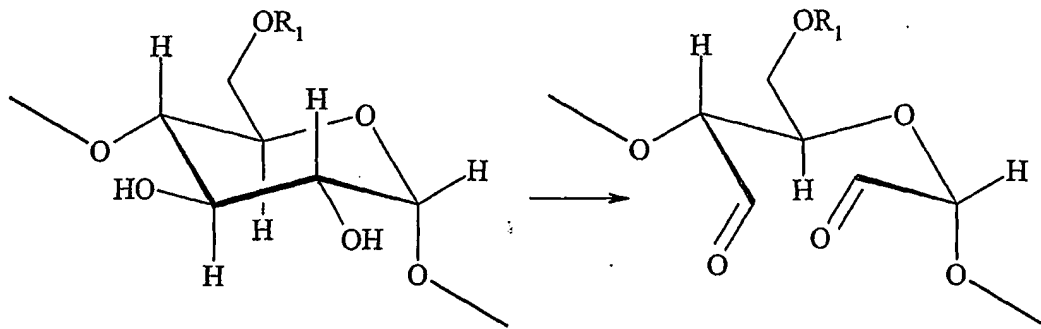
Therefore, the present invention also relates to a method of producing a conjugate, said method comprising reacting a polymer or a polymer derivative comprising an aldehyde group

in an aqueous medium with an amino group of the protein in the presence of a reductive agent, said reductive agent preferably being NaCNBH_3 .

According to the first preferred embodiment of the present invention, according to which the polymer comprises at least two aldehyde groups which are introducing in the polymer by a ring-opening oxidation reaction, the polymer preferably comprises at least one structure according to formula



According to this embodiment of the present invention, each oxidation agent or combination of oxidation agents may be employed which is capable of oxidizing at least one saccharide ring of the polymer to give an opened saccharide ring having at least one, preferably at least two aldehyde groups. This reaction is illustrated by the following reaction scheme which shows a saccharide ring of the polymer which is oxidized to give an opened ring having two aldehyde groups:



Suitable oxidating agents are, among others, periodates such as alkaline metal periodates or mixtures of two or more thereof, with sodium periodate and potassium periodate being preferred.

Therefore, the present invention also relates to a method and a conjugate as described above, wherein the polymer is subjected to a ring-opening oxidation reaction using a periodate to give a polymer derivative having at least one, preferably at least two aldehyde groups.

For this oxidation reaction, the polymer may be employed with its reducing end either in the oxidized or in the non-oxidized form, the non-oxidized form being preferred.

Therefore, the present invention also relates to a method and a conjugate as described above, wherein the polymer is employed with its reducing end in the non-oxidized form.

The reaction temperature is in a preferred range of from 0 to 40 °C, more preferably of from 0 to 25 °C and especially preferably of from 0 to 5 °C. The reaction time is in a preferred range of from 1 min to 5 h and especially preferably of from 10 min to 4 h. Depending on the desired degree of oxidation, i.e. the number of aldehyde groups resulting from the oxidation reaction, the molar ratio of periodate : polymer may be appropriately chosen.

Therefore, the present invention also relates to a method and a conjugate as described above, wherein the ring-opening oxidation reaction is carried out at a temperature of from 0 to 5 °C.

The oxidation reaction of the polymer with periodate is preferably carried out in an aqueous medium, most preferably in water.

Therefore, the present invention also relates to a method and a conjugate as described above, wherein the ring-opening oxidation reaction is carried out in an aqueous medium. The suitable pH value of the reaction mixture may be adjusted by adding at least one suitable buffer. Among the preferred buffers, sodium acetate buffer, phosphate or borate buffers may be mentioned.

The hydroxyethyl starch subjected to said ring-opening oxidation reaction is preferably hydroxyethyl starch having a mean molecular weight of about 10 kD and a DS of about 0.4 or hydroxyethyl starch having a mean molecular weight of about 10 kD and a DS of about 0.7 or hydroxyethyl starch having a mean molecular weight of about 12 kD and a DS of about 0.4 or hydroxyethyl starch having a mean molecular weight of about 12 kD and a DS of about 0.7 or hydroxyethyl starch having a mean molecular weight of about 18 kD and a DS of about 0.4 or

hydroxethyl starch having a mean molecular weight of about 18 kD and a DS of about 0.7 or hydroxethyl starch having a mean molecular weight of about 30 kD and a DS of about 0.4 or hydroxyethyl starch having a mean molecular weight of about 30 kD and a DS of about 0.7 or hydroxyethyl starch having a mean molecular weight of about 50 kD and a DS of about 0.4 or hydroxethyl starch having a mean molecular weight of about 50 kD and a DS of about 0.7.

The resulting polymer derivative may be purified from the reaction mixture by at least one suitable method. If necessary, the polymer derivative may be precipitated prior to the isolation by at least one suitable method.

If the polymer derivative is precipitated first, it is possible, e.g., to contact the reaction mixture with at least one solvent or solvent mixture other than the solvent or solvent mixture present in the reaction mixture at suitable temperatures. According to a particularly preferred embodiment of the present invention where an aqueous medium, preferably water is used as solvent, the reaction mixture is contacted with 2-propanol or with an mixture of acetone and ethanol, preferably a 1:1 mixture (v/v), indicating equal volumes of said compounds, at a temperature, preferably in the range of from -20 to +50 °C and especially preferably in the range of from -20 to 25 °C.

Isolation of the polymer derivative may be carried out by a suitable process which may comprise one or more steps. According to a preferred embodiment of the present invention, the polymer derivative is first separated off the reaction mixture or the mixture of the reaction mixture with, e.g., aqueous 2-propanol mixture, by a suitable method such as centrifugation or filtration. In a second step, the separated polymer derivative may be subjected to a further treatment such as an after-treatment like dialysis, centrifugal filtration or pressure filtration, ion exchange chromatography, reversed phase chromatography, HPLC, MPLC, gel filtration and/or lyophilisation. According to an even more preferred embodiment, the separated polymer derivative is first dialysed, preferably against water, and then lyophilized until the solvent content of the reaction product is sufficiently low according to the desired specifications of the product. Lyophilisation may be carried out at temperature of from 20 to 35 °C, preferably of from 20 to 30 °C.

According to a preferred embodiment, the oxidized polymer resulting from the oxidation reaction is purified using at least one suitable method such as ultrafiltration and/or dialysis in

order to, e.g., remove undesirable low molecular weight salts and polymer components, thereby also offering a means of controlling the molecular weight range of oxidized polymer.

The oxidized polymer can be used directly for the reaction with the protein or is suitably recovered in a first step, e.g. by lyophilization, and redissolved in water for conjugation to the protein in a second step. As to the coupling of at least one amino group of the protein with at least one aldehyde group of the polymer by reductive amination, reference is made to the detailed disclosure above concerning the specific reaction parameters of the reductive amination reaction such as pH or temperature.

According to the second preferred embodiment, the polymer is reacted with an at least bifunctional compound comprising at least one functional group M capable of being reacted with the polymer and at least one functional group Q which is an aldehyde group or a keto group or a hemiacetal group and which is reacted with an amino group of the protein by reductive amination.

The oxidized polymer can be used directly for the reaction with the protein or is suitably recovered in a first step, e.g. by lyophilization, and redissolved in water for conjugation to the protein in a second step. As to the coupling of at least one amino group of the protein with at least one aldehyde group of the polymer by reductive amination, reference is made to the detailed disclosure above concerning the specific reaction parameters of the reductive amination reaction such as pH or temperature. According to especially preferred embodiments of the present invention, the reductive amination is preferably carried out at a temperature of from 0 to 5 °C such as about 4 °C at a pH of about 4.5 to 5.5 such as about 5.0 and for a reaction time of about 20 to 30 h such as about 24 h.

According to the second preferred embodiment, the polymer is reacted with an at least bifunctional compound comprising at least one functional group M capable of being reacted with the polymer and at least one functional group Q which is an aldehyde group, a keto group or a hemiacetal group and which is reacted with an amino group of the protein by reductive amination.

It is preferred to employ a compound having, apart from the aldehyde group or keto group or hemiacetal group, at least one carboxy group or at least one reactive carboxy group,

preferably one carboxy group or one reactive carboxy group. The aldehyde group or keto group or hemiacetal group and the carboxy group or the reactive carboxy group may be separated by any suitable spacer. Among others, the spacer may be an optionally substituted, linear, branched and/or cyclic hydrocarbon residue. Generally, the hydrocarbon residue has from 1 to 60, preferably from 1 to 40, more preferably from 1 to 20, more preferably from 2 to 10, more preferably from 2 to 6 and especially preferably from 2 to 4 carbon atoms. If heteroatoms are present, the separating group comprises generally from 1 to 20, preferably from 1 to 8 and especially preferably from 1 to 4 heteroatoms. The hydrocarbon residue may comprise an optionally branched alkyl chain or an aryl group or a cycloalkyl group having, e.g., from 5 to 7 carbon atoms, or be an aralkyl group, an alkaryl group where the alkyl part may be a linear and/or cyclic alkyl group. According to an even more preferred embodiment, the hydrocarbon residue is an aryl residue having 5 to 7 and preferably 6 carbon atoms. Most preferably, the hydrocarbon residue is the benzene residue. According to this preferred embodiment, the carboxy group and the aldehyde group may be located at the benzene ring in 1,4-position, 1,3-position or 1,2-position, the 1,4-position being preferred.

As reactive carboxy group, a reactive ester, isothiocyanates or isocyanate may be mentioned. Preferred reactive esters are derived from N-hydroxy succinimides such as N-hydroxy succinimide or Sulfo-N-hydroxy succinimide, suitably substituted phenols such as p-nitrophenol, o,p-dinitrophenol, o,o'-dinitrophenol, trichlorophenol such as 2,4,6-trichlorophenol or 2,4,5-trichlorophenol, trifluorophenol such as 2,4,6-trifluorophenol or 2,4,5-trifluorophenol, pentachlorophenol, pentafluorophenol, or hydroxyazoles such as hydroxy benzotriazole. Especially preferred are N-hydroxy succinimides, with N-hydroxy succinimide and Sulfo-N-hydroxy succinimide being especially preferred. All alcohols may be employed alone or as suitable combination of two or more thereof. As reactive ester, pentafluorophenyl ester and N-hydroxy succinimide ester are especially preferred.

Thus, according to a preferred embodiment, the present invention relates to a method and a conjugate as described above, wherein the polymer is reacted with formylbenzoic acid.

According to another preferred embodiment, the present invention relates to a method and a conjugate as described above, wherein the polymer is reacted with formylbenzoic acid pentafluorophenyl ester.

According to yet another preferred embodiment, the present invention relates to a method and a conjugate as described above, wherein the polymer is reacted with formylbenzoic acid N-hydroxysuccinimide ester.

According to yet another embodiment, the present invention relates to a method and a conjugate as described above, wherein the polymer is reacted with 4-(4-formyl-3,5-dimethoxyphenoxy)butyric acid.

The hydroxyethyl starch subjected to the reaction with the compound comprising M, M preferably being a carboxy group or a reactive carboxy group and Q being an aldehyde group or a keto group or a hemiacetal group, is most preferably hydroxethyl starch having a mean molecular weight of about 10 kD and a DS of about 0.7. Also possible are hydroxethyl starches having a mean molecular weight of about 10 kD and a DS of about 0.4 or hydroxethyl starch having a mean molecular weight of about 12 kD and a DS of about 0.4 or hydroxethyl starch having a mean molecular weight of about 12 kD and a DS of about 0.7 or hydroxethyl starch having a mean molecular weight of about 18 kD and a DS of about 0.4 or hydroxethyl starch having a mean molecular weight of about 18 kD and a DS of about 0.7 or hydroxethyl starch having a mean molecular weight of about 30 kD and a DS of about 0.4 or hydroxethyl starch having a mean molecular weight of about 30 kD and a DS of about 0.7 or hydroxethyl starch having a mean molecular weight of about 50 kD and a DS of about 0.4 or hydroxethyl starch having a mean molecular weight of about 50 kD and a DS of about 0.7. Particularly preferably, the hydroxyalkyl starch and even more preferably the hydroxyethyl starch is employed with its reducing end in the oxidized form.

The resulting polymer derivative with the aldehyde group or the keto group or the hemiacetal group is subsequently reacted with an amino group of the protein via reductive amination. As to the coupling of at least one amino group of the protein with at least one aldehyde group or keto group or hemiacetal group of the polymer by reductive amination, reference is made to the detailed disclosure above concerning the specific reaction parameters of the reductive amination reaction such as pH or temperature. According to an especially preferred embodiment of the present invention, the reaction with the amino group of the protein is preferably carried out at a temperature of from 0 to 40 °C, more preferably of from 0 to 25 °C and especially preferably of from 4 to 21 °C. The reaction time preferably ranges of from 30 min to 72 h, more preferably of from 2 to 48 h and especially preferably of from 4 h to 17 h.

As solvent for the reaction, an aqueous medium is preferred. The pH value of the reaction medium is preferably in the range of from 4 to 9, more preferably of from 4 to 8 and especially preferably of from 4.5 to 5.5.

According to the third preferred embodiment, the polymer is reacted at its optionally oxidized reducing end with an at least bifunctional compound comprising an amino group M and a functional group Q, wherein said amino group M is reacted with the optionally oxidized reducing end of the polymer and wherein the functional group Q is chemically modified to give an aldehyde functionalized polymer derivative which is reacted with an amino group of the protein by reductive amination.

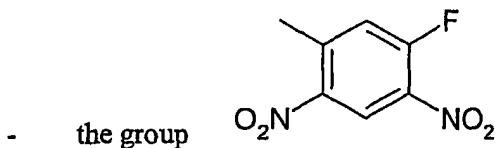
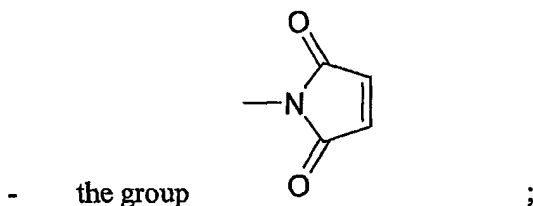
As to functional group Q, the following functional groups are to be mentioned, among others:

- C-C-double bonds or C-C-triple bonds or aromatic C-C-bonds;
- the thio group or the hydroxy groups;
- alkyl sulfonic acid hydrazide, aryl sulfonic acid hydrazide;
- 1,2-dioles;
- 1,2 amino-thioalcohols;
- azides;
- 1,2-aminoalcohols;
- the amino group -NH_2 or derivatives of the amino groups comprising the structure unit -NH- such as aminoalkyl groups, aminoaryl group, aminoaralkyl groups, or alkarlyaminogroups;
- the hydroxylamino group -O-NH_2 , or derivatives of the hydroxylamino group comprising the structure unit -O-NH- , such as hydroxylalkylamino groups, hydroxylarylramino groups, hydroxylaralkylamino groups, or hydroxalalkarylramino groups;
- alkoxyamino groups, aryloxyamino groups, aralkyloxyamino groups, or alkaryloxyamino groups, each comprising the structure unit -NH-O- ;
- residues having a carbonyl group, -Q-C(=G)-M , wherein G is O or S, and M is, for example,
 - -OH or -SH ;
 - an alkoxy group, an aryloxy group, an aralkyloxy group, or an alkaryloxy group;
 - an alkylthio group, an arylthio group, an aralkylthio group, or an alkarylthio group;

- an alkylcarbonyloxy group, an arylcarbonyloxy group, an aralkylcarbonyloxy group, an alkarylcarbonyloxy group;
- activated esters such as esters of hydroxylamines having imid structure such as N-hydroxysuccinimide or having a structure unit O-N where N is part of a heteroaryl compound or, with G = O and Q absent, such as aryloxy compounds with a substituted aryl residue such as pentafluorophenyl, paranitrophenyl or trichlorophenyl;

wherein Q is absent or NH or a heteroatom such as S or O;

- -NH-NH₂, or -NH-NH-;
- -NO₂;
- the nitril group;
- carbonyl groups such as the aldehyde group or the keto group;
- the carboxy group;
- the -N=C=O group or the -N=C=S group;
- vinyl halide groups such as the vinyl iodide or the vinyl bromide group or triflate;
- -C≡C-H;
- -(C=NH₂Cl)-OAlkyl
- groups -(C=O)-CH₂-Hal wherein Hal is Cl, Br, or I;
- -CH=CH-SO₂-;
- a disulfide group comprising the structure -S-S-;



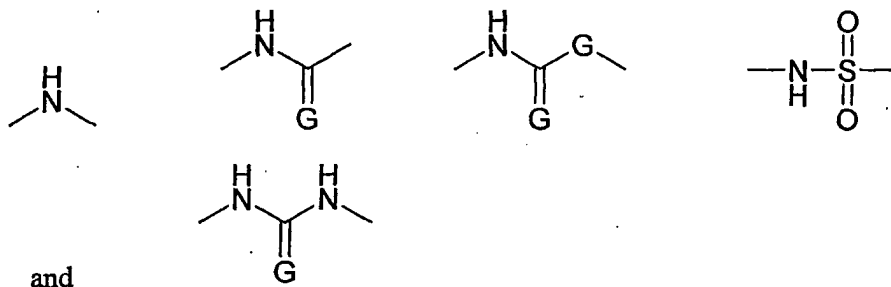
According to a preferred embodiment of the present invention, the term "functional group Q" relates to a functional group Q which comprises the chemical structure -NH-.

According to one preferred embodiment of the present invention, the functional group M is a group having the structure R'-NH- where R' is hydrogen or a alkyl, cycloalkyl, aryl, aralkyl, arylcycloalkyl, alkaryl or cycloalkylaryl residue where the cycloalkyl, aryl, aralkyl,

arylcycloalkyl, alkaryl or cycloalkylaryl residue may be linked directly to the NH group or, according to another embodiment, may be linked by an oxygen bridge to the NH group. The alkyl, cycloalkyl, aryl, aralkyl, arylcycloalkyl, alkaryl, or cycloalkylaryl residues may be suitably substituted. As preferred substituents, halogenes such as F, Cl or Br may be mentioned. Especially preferred residues R' are hydrogen, alkyl and alkoxy groups, and even more preferred are hydrogen and unsubstituted alkyl and alkoxy groups.

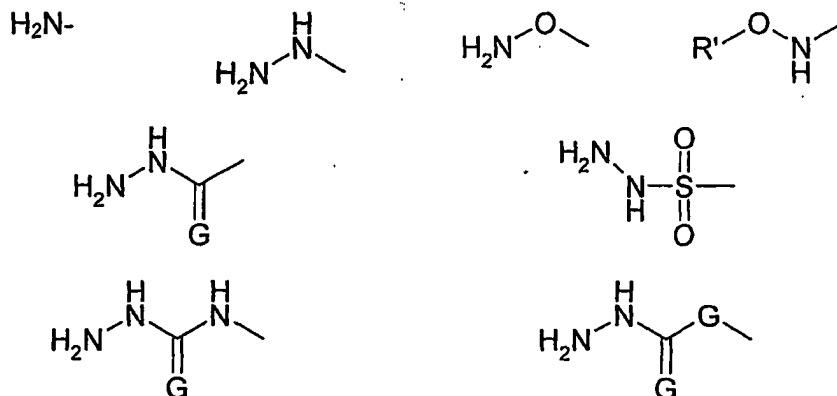
Among the alkyl and alkoxy groups, groups with 1, 2, 3, 4, 5, or 6 C atoms are preferred. More preferred are methyl, ethyl, propyl, isopropyl, methoxy, ethoxy, propoxy, and isopropoxy groups. Especially preferred are methyl, ethyl, methoxy, ethoxy, and particular preference is given to methyl or methoxy.

According to another embodiment of the present invention, the functional group M has the structure R'-NH-R''- where R'' preferably comprises the structure unit -NH- and/or the structure unit -(C=G)- where G is O or S, and/or the structure unit -SO₂-. Specific examples for the functional group R'' are



where, if G is present twice, it is independently O or S.

Therefore, the present invention also relates to a method and a conjugate as mentioned above wherein the functional group M is selected from the group consisting of



wherein G is O or S and, if present twice, independently O or S, and R' is methyl.

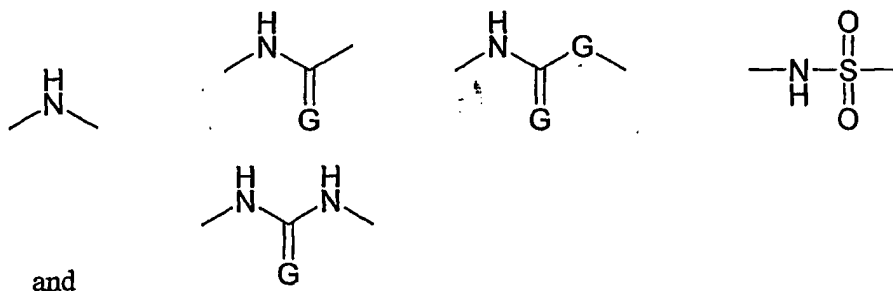
According to a particularly preferred embodiment of the present invention, the functional group M is an amino group $-NH_2$.

The term "amino group Q" relates to a functional group Q which comprises the chemical structure $-NH-$.

According to a preferred embodiment of the present invention, the functional group Q is a group having the structure $R'-NH-$ where R' is hydrogen or a alkyl, cycloalkyl, aryl, aralkyl, arylcycloalkyl, alkaryl or cycloalkylaryl residue where the cycloalkyl, aryl, aralkyl, arylcycloalkyl, alkaryl or cycloalkylaryl residue may be linked directly to the NH group or, according to another embodiment, may be linked by an oxygen bridge to the NH group. The alkyl, cycloalkyl, aryl, aralkyl, arylcycloalkyl, alkaryl, or cycloalkylaryl residues may be suitably substituted. As preferred substituents, halogenes such as F, Cl or Br may be mentioned. Especially preferred residues R' are hydrogen, alkyl and alkoxy groups, and even more preferred are hydrogen and unsubstituted alkyl and alkoxy groups.

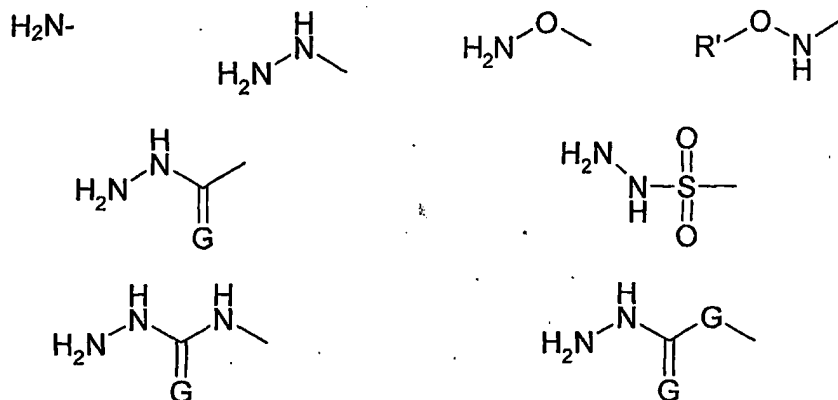
Among the alkyl and alkoxy groups, groups with 1, 2, 3, 4, 5, or 6 C atoms are preferred. More preferred are methyl, ethyl, propyl, isopropyl, methoxy, ethoxy, propoxy, and isopropoxy groups. Especially preferred are methyl, ethyl, methoxy, ethoxy, and particular preference is given to methyl or methoxy.

According to another embodiment of the present invention, the functional group Q has the structure $R'-NH-R''$ where R'' preferably comprises the structure unit $-NH-$ and/or the structure unit $-(C=G)-$ where G is O or S, and/or the structure unit $-SO_2-$. According to more preferred embodiments, the functional group R'' is selected from the group consisting of



where, if G is present twice, it is independently O or S.

Therefore, the present invention also relates to a method and a conjugate as mentioned above wherein the functional group Q is selected from the group consisting of

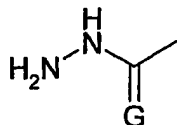


wherein G is O or S and, if present twice, independently O or S, and R' is methyl.

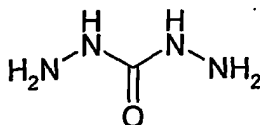
According to a particularly preferred embodiment of the present invention, the functional group Q is an amino group -NH_2 .

According to a still further preferred embodiment of the present invention, both M and Q comprise an amino group -NH- . According to a particularly preferred embodiment, both M and Q are an amino group -NH_2 .

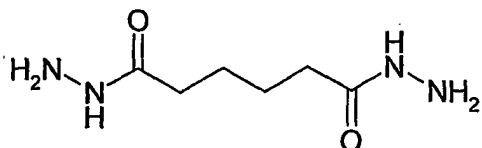
According to a preferred embodiment of the present invention, the compound comprising M and Q is a homobifunctional compound, more preferably a homobifunctional compound comprising, as functional groups M and Q, most preferably the amino group -NH_2 , or according to other embodiments, the hydroxylamino group -O-NH_2 or the group



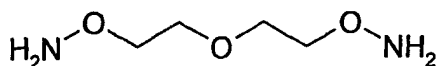
with G preferably being O. Specific examples for these compounds comprising M and Q are



or



or



The hydroxyethyl starch subjected to the reaction with the compound comprising M, M preferably being an amino group -NH- and more preferably being an amino group -NH₂, still more preferably both M and Q comprising an amino group -NH- and particularly preferably both M and Q comprising an amino group -NH₂, is preferably hydroxethyl starch having a mean molecular weight of about 10 kD and a DS of about 0.4 or hydroxethyl starch having a mean molecular weight of about 10 kD and a DS of about 0.7. Also possible are or hydroxethyl starches having mean molecular weight of about 12 kD and a DS of about 0.4 or hydroxethyl starch having a mean molecular weight of about 12 kD and a DS of about 0.7 or hydroxethyl starch having a mean molecular weight of about 18 kD and a DS of about 0.4 or hydroxethyl starch having a mean molecular weight of about 18 kD and a DS of about 0.7 or hydroxethyl starch having a mean molecular weight of about 30 kD and a DS of about 0.4 or hydroxyethyl starch having a mean molecular weight of about 30 kD and a DS of about 0.7 or hydroxyethyl starch having a mean molecular weight of about 50 kD and a DS of about 0.4 or hydroxethyl starch having a mean molecular weight of about 50 kD and a DS of about 0.7.

In case both M and Q are an amino group -NH₂, M and Q may be separated by any suitable spacer. Among others, the spacer may be an optionally substituted, linear, branched and/or cyclic hydrocarbon residue. Generally, the hydrocarbon residue has from 1 to 60, preferably from 1 to 40, more preferably from 1 to 20, more preferably from 2 to 10, more preferably from 2 to 6 and especially preferably from 2 to 4 carbon atoms. If heteroatoms are present, the separating group comprises generally from 1 to 20, preferably from 1 to 8 and especially preferably from 1 to 4 heteroatoms. The hydrocarbon residue may comprise an optionally branched alkyl chain or an aryl group or a cycloalkyl group having, e.g., from 5 to 7 carbon atoms, or be an aralkyl group, an alkaryl group where the alkyl part may be a linear and/or cyclic alkyl group. According to an even more preferred embodiment, the hydrocarbon residue is an alkyl chain of from 1 to 20, preferably from 2 to 10, more preferably from 2 to 6, and especially preferably from 2 to 4 carbon atoms.

Therefore, the present invention also relates to a method and a conjugate as described above, wherein the polymer is reacted with 1,4-diaminobutane, 1,3-diaminopropane or 1,2-diaminoethane to give a polymer derivative.

The reaction of the at least bifunctional compound comprising M and Q with the polymer is preferably carried out at a temperature of from 0 to 100 °C, more preferably of from 4 to 80 °C and especially preferably of from 20 to 80 °C; the reaction time preferably ranges of from 4 h to 7 d, more preferably of from 10 h to 5 d and especially preferably of from 17 to 4 h. The molar ratio of at least bifunctional compound : polymer is preferably in the range of from 10 to 200, specially from 50 to 100.

As solvent for the reaction of the at least bifunctional compound with the polymer, at least one aprotic solvent, particularly preferably an anhydrous aprotic solvent having a water content of not more than 0.5 percent by weight, preferably of not more than 0.1 percent by weight is preferred. Suitable solvents are, among others, dimethyl sulfoxide (DMSO), N-methyl pyrrolidone, dimethyl acetamide (DMA), dimethyl formamide (DMF) and mixtures of two or more thereof.

As solvent for the reaction of the at least bifunctional compound with the polymer, also an aqueous medium may be used.

According to a preferred embodiment, the polymer derivative comprising the polymer and the at least bifunctional compound is chemically modified at the free functional group Q to give a polymer derivative comprising an aldehyde group or keto group or hemiacetal group. According to this embodiment, it is preferred to react the polymer derivative with at least one at least bifunctional compound which comprises a functional group capable of being reacted with the functional group Q and an aldehyde group or keto group or hemiacetal group.

As at least bifunctional compound, each compound is suitable which has an aldehyde group or keto group or hemiacetal group and at least one functional group which is capable of forming a linkage with the functional group Q of the polymer derivative. The at least one functional group is selected from the same pool of functional groups as Q and is chosen to be able to be reacted with Q. In the preferred case that Q is an amino group -NH₂, it is preferred

to employ a compound having, apart from the aldehyde group or keto group or hemiacetal group, at least one carboxy group or at least one reactive carboxy group, preferably one carboxy group or one reactive carboxy group. The aldehyde group or keto group or hemiacetal group and the carboxy group or the reactive carboxy group may be separated by any suitable spacer. Among others, the spacer may be an optionally substituted, linear, branched and/or cyclic hydrocarbon residue. Generally, the hydrocarbon residue has from 1 to 60, preferably from 1 to 40, more preferably from 1 to 20, more preferably from 2 to 10, more preferably from 2 to 6 and especially preferably from 2 to 4 carbon atoms. If heteroatoms are present, the separating group comprises generally from 1 to 20, preferably from 1 to 8 and especially preferably from 1 to 4 heteroatoms. The hydrocarbon residue may comprise an optionally branched alkyl chain or an aryl group or a cycloalkyl group having, e.g., from 5 to 7 carbon atoms, or be an aralkyl group, an alkaryl group where the alkyl part may be a linear and/or cyclic alkyl group. According to an even more preferred embodiment, the hydrocarbon residue is an aryl residue having 5 to 7 and preferably 6 carbon atoms. Most preferably, the hydrocarbon residue is the benzene residue. According to this preferred embodiment, the carboxy group and the aldehyde group may be located at the benzene ring in 1,4-position, 1,3-position or 1,2-position, the 1,4-position being preferred.

As reactive carboxy group, a reactive ester, isothiocyanates or isocyanate may be mentioned. Preferred reactive esters are derived from N-hydroxy succinimides such as N-hydroxy succinimide or Sulfo-N-hydroxy succinimide, suitably substituted phenols such as p-nitrophenol, o,p-dinitrophenol, o,o'-dinitrophenol, trichlorophenol such as 2,4,6-trichlorophenol or 2,4,5-trichlorophenol, trifluorophenol such as 2,4,6-trifluorophenol or 2,4,5-trifluorophenol, pentachlorophenol, pentafluorophenol, or hydroxyazoles such as hydroxy benzotriazole. Especially preferred are N-hydroxy succinimides, with N-hydroxy succinimide and Sulfo-N-hydroxy succinimide being especially preferred. All alcohols may be employed alone or as suitable combination of two or more thereof. As reactive ester, pentafluorophenyl ester and N-hydroxy succinimide ester are especially preferred.

Thus, according to a preferred embodiment, the present invention relates to a method and a conjugate as described above, wherein the polymer derivative comprising Q, Q being an amino group $-NH_2$, is further reacted with formylbenzoic acid.

According to another embodiment, the present invention relates to a method and a conjugate as described above, wherein the polymer derivative comprising Q, Q being an amino group, is further reacted with formylbenzoic acid pentafluorophenyl ester.

According to yet another embodiment, the present invention relates to a method and a conjugate as described above, wherein the polymer derivative comprising Q, Q being an amino group, is further reacted with formylbenzoic acid N-hydroxysuccinimide ester.

According to yet another embodiment, the present invention relates to a method and a conjugate as described above, wherein the polymer derivative comprising Q, Q being an amino group, is further reacted with 4-(4-formyl-3,5-dimethoxyphenoxy)butyric acid.

As solvent for the reaction of the polymer derivative comprising an amino group and, e.g., formylbenzoic acid, at least one aprotic solvent, particularly preferably an anhydrous aprotic solvent having a water content of not more than 0.5 percent by weight, preferably of not more than 0.1 percent by weight is preferred. Suitable solvents are, among others, dimethyl sulfoxide (DMSO), N-methyl pyrrolidone, dimethyl acetamide (DMA), dimethyl formamide (DMF) and mixtures of two or more thereof.

The reaction is preferably carried out at a temperature of from 0 to 40 °C, more preferably of from 0 to 25 °C and especially preferably of from 15 to 25 °C for a reaction time preferably of from 0.5 to 24 h and especially preferably of from 1 to 17 h.

According to a preferred embodiment, the reaction is carried out in the presence of an activating agent. Suitable activating agents are, among others, carbodiimides such as diisopropyl carbodiimide (DIC), dicyclohexyl carbodiimides (DCC), 1-ethyl-3-(3-dimethylaminopropyl) carbodiimide (EDC), with diisopropyl carbodiimide (DIC) being especially preferred.

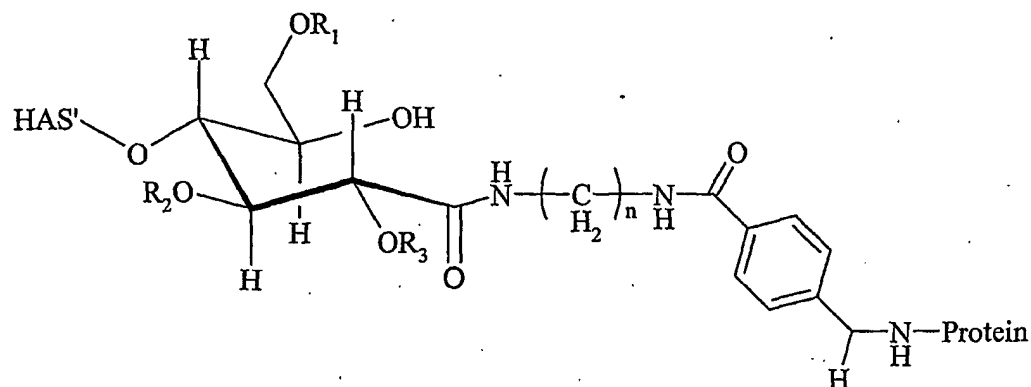
The resulting polymer derivative may be purified from the reaction mixture by at least one suitable method. If necessary, the polymer derivative may be precipitated prior to the isolation by at least one suitable method.

If the polymer derivative is precipitated first, it is possible, e.g., to contact the reaction mixture with at least one solvent or solvent mixture other than the solvent or solvent mixture present in the reaction mixture at suitable temperatures. According to a particularly preferred embodiment of the present invention where an aqueous medium, preferably water is used as solvent, the reaction mixture is contacted with 2-propanol or with a mixture of acetone and ethanol, preferably a 1:1 mixture (v/v), indicating equal volumes of said compounds, at a temperature, preferably in the range of from -20 to +50 °C and especially preferably in the range of from -20 to 25 °C.

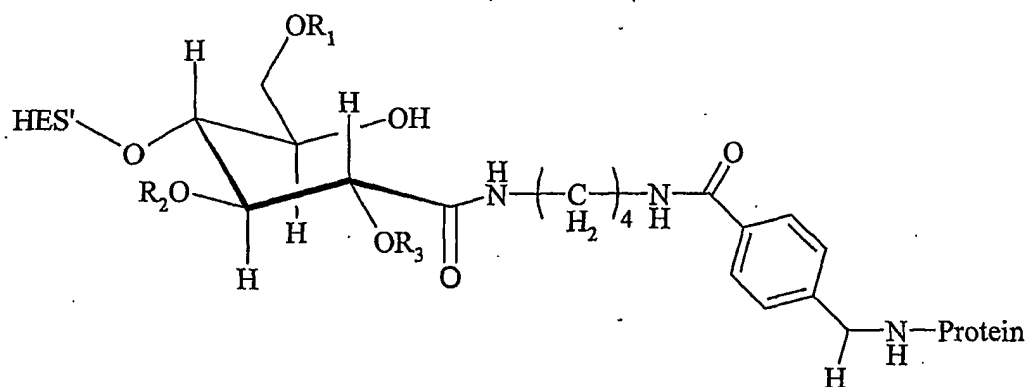
Isolation of the polymer derivative may be carried out by a suitable process which may comprise one or more steps. According to a preferred embodiment of the present invention, the polymer derivative is first separated off the reaction mixture or the mixture of the reaction mixture with, e.g., aqueous 2-propanol mixture, by a suitable method such as centrifugation or filtration. In a second step, the separated polymer derivative may be subjected to a further treatment such as an after-treatment like dialysis, centrifugal filtration or pressure filtration, ion exchange chromatography, reversed phase chromatography, HPLC, MPLC, gel filtration and/or lyophilisation. According to an even more preferred embodiment, the separated polymer derivative is first dialysed, preferably against water, and then lyophilized until the solvent content of the reaction product is sufficiently low according to the desired specifications of the product. Lyophilisation may be carried out at temperature of from 20 to 35 °C, preferably of from 20 to 30 °C.

The resulting polymer derivative with the aldehyde group or keto group or hemiacetal group is subsequently reacted with an amino group of the protein via reductive amination. As to the coupling of at least one amino group of the protein with at least one aldehyde group or keto group or hemiacetal group of the polymer by reductive amination, reference is made to the detailed disclosure above concerning the specific reaction parameters of the reductive amination reaction such as pH or temperature. According to an especially preferred embodiment of the present invention, the reductive amination is carried out at a temperature of from 0 to 10 °C such as from 1 to 8 °C or from 2 to 6 °C such as about 4 °C at a pH of about 4.5 to 5.5 such as about 5.0. The reaction time is about 10 to 20 h such as from 12 to 19 h or from 14 to 18 h such as about 17 h or about 20 to 30 h such as about 24 h.

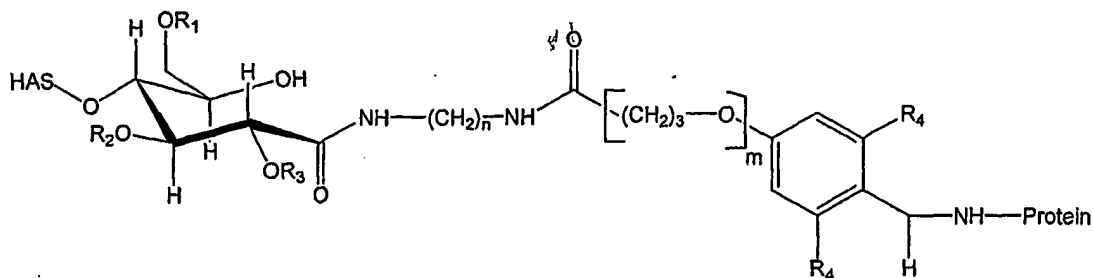
Thus, according to the above-mentioned preferred embodiments, the present invention also relates, in case the polymer was reacted via its oxidized reducing end, to a conjugate according to the formula



According to an especially preferred embodiment, the polymer is hydroxyethyl starch, i.e. HAS' is HES', and $n = 2, 3,$ or $4,$ most preferably $4,$ as described above. Therefore, in case the polymer was reacted via its oxidized reducing end, the present invention also relates to a conjugate according to the formula



According to another preferred embodiment, the present invention also relates, in case the polymer was reacted via its oxidized reducing end, to a conjugate according to the formula



wherein $n = 2, 3,$ or $4,$ R_4 being independently hydrogen or a methoxy group, and $m = 0$ in case R_4 is hydrogen and $m = 1$ in case R_4 is methoxy, HAS preferably being HES'.

In each of the formulae above, the nitrogen attached to the protein derives from the amino group of the protein the polymer derivative is linked to via the aldehyde group.

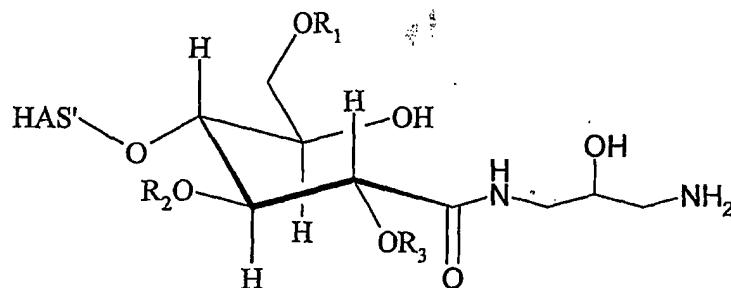
With respect to the above-mentioned embodiments according to which the functional groups M and Q comprise an amino group $-NH_2$, it is also possible that M is an amino group $-NH_2$ and Q comprises a beta hydroxy amino group $-CH(OH)-CH_2-NH_2$ and preferably is a beta hydroxy amino group.

Therefore, the present invention also relates to a method and a conjugate as described above, wherein the amino group Q of the compound comprising two amino groups M and Q, is a beta hydroxy amino group $-CH(OH)-CH_2-NH_2$.

In this case, M and Q may be separated by any suitable spacer. Among others, the spacer may be an optionally substituted, linear, branched and/or cyclic hydrocarbon residue. Generally, the hydrocarbon residue has from 1 to 60, preferably from 1 to 40, more preferably from 1 to 20, more preferably from 2 to 10, more preferably from 1 to 6 and especially preferably from 1 to 2 carbon atoms. If heteroatoms are present, the separating group comprises generally from 1 to 20, preferably from 1 to 8 and especially preferably from 1 to 4 heteroatoms. The hydrocarbon residue may comprise an optionally branched alkyl chain or an aryl group or a cycloalkyl group having, e.g., from 5 to 7 carbon atoms, or be an aralkyl group, an alkaryl group where the alkyl part may be a linear and/or cyclic alkyl group. According to an even more preferred embodiment, the hydrocarbon residue is an alkyl chain of from 1 to 20, preferably from 1 to 10, more preferably from 1 to 6, more preferably from 1 to 4 carbon atoms and especially preferably from 1 to 2 carbon atoms. Still more preferably, M and Q are separated by a methylene group.

Therefore, the present invention also relates to a method and a conjugate as described above, wherein the polymer is reacted with 1,3-diamino-2-hydroxypropane.

In case the polymer is reacted via its oxidized reducing end, a polymer derivative according to the formula results



especially preferably with HAS' = HES'

The reaction of the at least bifunctional compound comprising M and Q, particularly preferably 1,3-diamino-2-hydroxypropane, with the polymer is preferably carried out at a temperature of from 40 to 120 °C, more preferably of from 40 to 90 °C and especially preferably of from 60 to 80 °C. The reaction time preferably ranges from 17 to 168 h, more preferably from 17 to 96 h and especially preferably from 48 to 96 h. The molar ratio of at least bifunctional compound : polymer is preferably in the range of from 200:1 to 10:1, specially from 50:1 to 100:1.

As solvent for the reaction of the at least bifunctional compound with the polymer, at least one aprotic solvent, preferably an anhydrous aprotic solvent having a water content of not more than 0.5 percent by weight, preferably of not more than 0.1 percent by weight is preferred. Suitable solvents are, among others, dimethyl sulfoxide (DMSO), N-methyl pyrrolidone, dimethyl acetamide (DMA), dimethyl formamide (DMF) and mixtures of two or more thereof.

The beta hydroxy amino group Q of the polymer derivative generally may be reacted with an at least bifunctional compound comprising at least one functional group capable of being reacted with Q and further comprising at least one functional group being an aldehyde group or keto group or hemiacetal group or a functional group capable of being modified to give an aldehyde group or keto group or hemiacetal group. According to another embodiment of the present invention, the beta hydroxy amino group is directly chemically modified to give an aldehyde group by chemical oxidation.

This oxidation may be carried with all suitable oxidation agents which are capable of converting the beta hydroxy amino group to an aldehyde group. Preferred oxidation reagents

are periodates such as alkaline metal periodates. Especially preferred is sodium periodate which is preferably employed as aqueous solution. This solution has a preferred iodate concentration of from 1 to 50 mM, more preferably from 1 to 25 mM and especially preferably of from 1 to 10 mM. Oxidation is carried out at a temperature of from 0 to 40 °C, preferably from 0 to 25 °C and especially preferably from 4 to 20 °C.

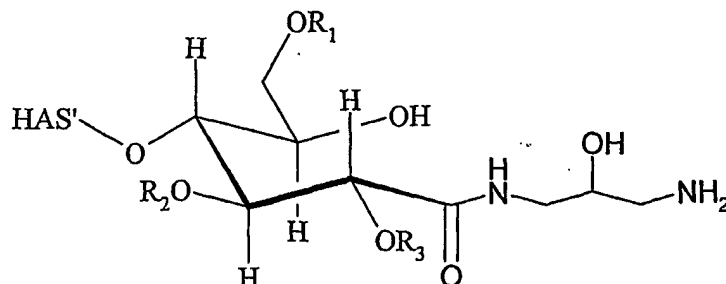
The resulting polymer derivative may be purified from the reaction mixture by at least one suitable method. If necessary, the polymer derivative may be precipitated prior to the isolation by at least one suitable method.

If the polymer derivative is precipitated first, it is possible, e.g., to contact the reaction mixture with at least one solvent or solvent mixture other than the solvent or solvent mixture present in the reaction mixture at suitable temperatures. According to a particularly preferred embodiment of the present invention where an aqueous medium, preferably water is used as solvent, the reaction mixture is contacted with 2-propanol or with an mixture of acetone and ethanol, preferably a 1:1 mixture (v/v), indicating equal volumes of said compounds, at a temperature, preferably in the range of from -20 to +50 °C and especially preferably in the range of from -20 to 25 °C.

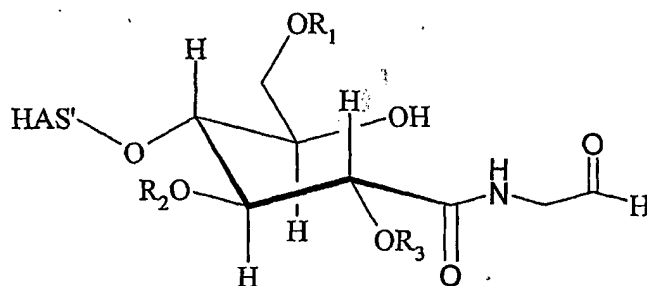
Isolation of the polymer derivative may be carried out by a suitable process which may comprise one or more steps. According to a preferred embodiment of the present invention, the polymer derivative is first separated off the reaction mixture or the mixture of the reaction mixture with, e.g., aqueous 2-propanol mixture, by a suitable method such as centrifugation or filtration. In a second step, the separated polymer derivative may be subjected to a further treatment such as an after-treatment like dialysis, centrifugal filtration or pressure filtration, ion exchange chromatography, reversed phase chromatography, HPLC, MPLC, gel filtration and/or lyophilisation. According to an even more preferred embodiment, the separated polymer derivative is first dialysed, preferably against water, and then lyophilized until the solvent content of the reaction product is sufficiently low according to the desired specifications of the product. Lyophilisation may be carried out at temperature of from 20 to 35 °C, preferably of from 20 to 30 °C.

Therefore, the present invention also relates to a method and a conjugate as described above, wherein the oxidation of the beta hydroxy amino group Q is carried out using a periodate.

Therefore, the present invention also relates to a method of producing a conjugate, wherein, in case the polymer was employed with oxidized reducing end, a polymer derivative having a beta hydroxy amino group, especially preferably

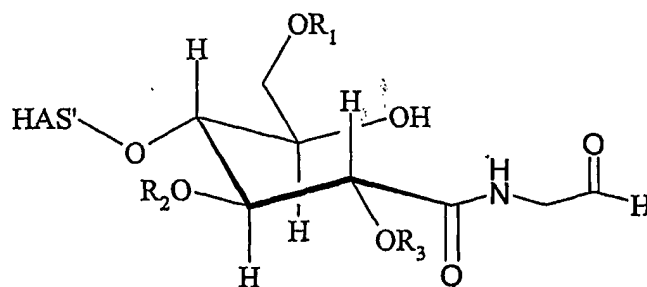


and particularly with $HAS' = HES'$, is oxidized, preferably with a periodate, to a polymer derivative having an aldehyde group, especially preferably



and particularly with $HAS' = HES'$.

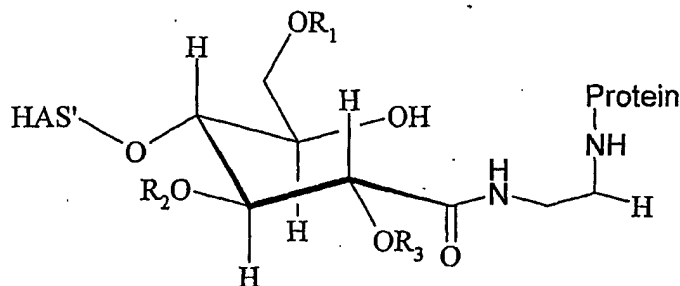
The resulting polymer derivative with the aldehyde group A is subsequently reacted with the protein. Therefore, the present invention also relates to a method of producing a conjugate, said method comprising reacting a polymer derivative having a beta hydroxy amino group, in case the polymer was employed with oxidized reducing end especially preferably according to the formula



and particularly with $HAS' = HES'$, with an amino group of the protein.

The resulting polymer derivative with the aldehyde group is subsequently reacted with an amino group of the protein via reductive amination. As to the coupling of at least one amino group of the protein with at least one aldehyde group of the polymer by reductive amination, reference is made to the detailed disclosure above.

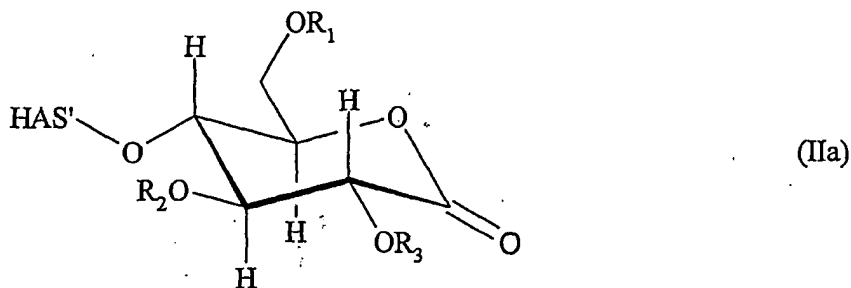
Thus, according to the above-mentioned preferred embodiment, the present invention also relates to a conjugate according to the formula



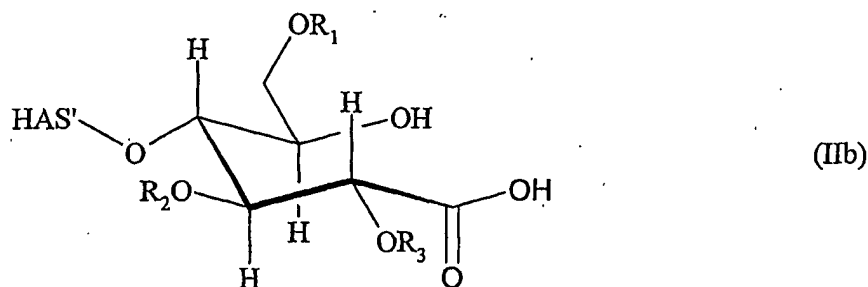
particularly with $HAS' = HES'$, in case the polymer was employed with oxidized reducing end. In the formula above, the nitrogen attached to the protein derives from the amino group of the protein the polymer derivative is linked to via the aldehyde group.

According to a further embodiment of the present invention, the polymer is first reacted with a suitable compound to give a first polymer derivative comprising at least one reactive carboxy group. This first polymer derivative is then reacted with a further, at least bifunctional compound wherein at least one functional group of this further compound is reacted with at least one reactive carboxy group of the polymer derivative and at least one other functional group of the further compound is an aldehyde group or keto group or hemiacetal group or is a functional group which is chemically modified to give an aldehyde group or keto group or hemiacetal group, and wherein the resulting polymer derivative comprising said aldehyde group or keto group or hemiacetal group is reacted via reductive amination, as described above, with at least one amino group of the protein. It is also possible to alter the sequence of reacting the respective compounds with each other.

According to a first alternative of said further embodiment, the polymer comprising at least one reactive carboxy group is prepared by selectively oxidizing the polymer at its reducing end and subsequently reacting the oxidized polymer being a lactone



and/or a carboxylic acid



or a suitable salt of the carboxylic acid such as alkali metal salt, preferably as sodium and/or potassium salt, and HAS' preferably being HES', with a suitable compound to give the polymer comprising at least one reactive carboxy group.

Oxidation of the polymer, preferably hydroxyethyl starch, may be carried out according to each method or combination of methods which result in compounds having the above-mentioned structures (IIa) and/or (IIb).

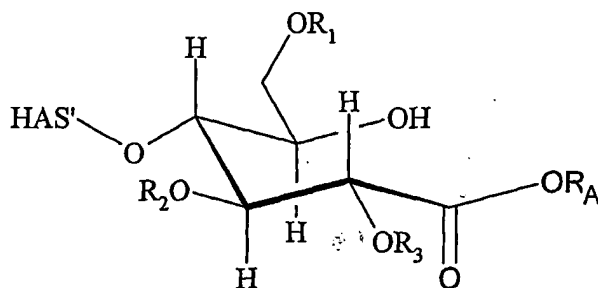
Although the oxidation may be carried out according to all suitable method or methods resulting in the oxidized reducing end of hydroxyalkyl starch, it is preferably carried out using an alkaline iodine solution as described, e.g., in DE 196 28 705 A1 the respective contents of which (example A, column 9, lines 6 to 24) is incorporated herein by reference.

Introducing the reactive carboxy group into the polymer which is selectively oxidized at its reducing end may be carried out by all conceivable methods and all suitable compounds.

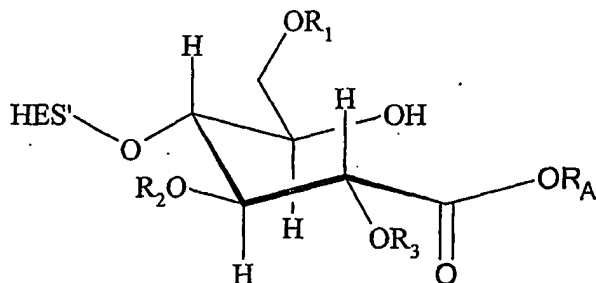
According to a specific method of the present invention, the polymer which is selectively oxidized at its reducing end is reacted at the oxidized reducing end with at least one alcohol, preferably with at least one acidic alcohol such as acidic alcohols having a pK_A value in the range of from 6 to 12 or of from 7 to 11 at 25 °C. The molecular weight of the acidic alcohol

may be in the range of from 80 to 500 g/mole, such as of from 90 to 300 g/mole or of from 100 to 200 g/mole.

Suitable acidic alcohols are all alcohols $H-O-R_A$ having an acidic proton and are capable of being with reacted with the oxidized polymer to give the respective reactive polymer ester, preferably according to the formula



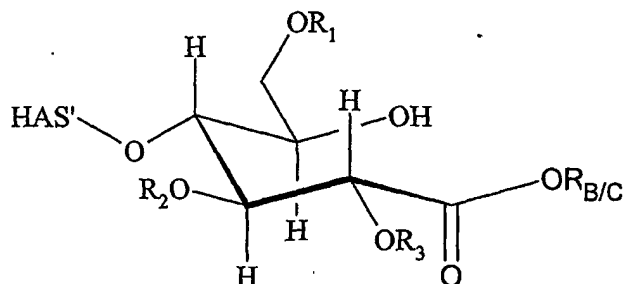
still more preferably according to formula



Preferred alcohols are N-hydroxy succinimides such as N-hydroxy succinimide or Sulfo-N-hydroxy succinimide, suitably substituted phenols such as p-nitrophenol, o,p-dinitrophenol, o,o'-dinitrophenol, trichlorophenol such as 2,4,6-trichlorophenol or 2,4,5-trichlorophenol, trifluorophenol such as 2,4,6-trifluorophenol or 2,4,5-trifluorophenol, pentachlorophenol, pentafluorophenol, or hydroxyazoles such as hydroxy benzotriazole. Especially preferred are N-hydroxy succinimides, with N-hydroxysuccinimide and Sulfo-N-hydroxysuccinimide being especially preferred. All alcohols may be employed alone or as suitable combination of two or more thereof. In the context of the present invention, it is also possible to employ a compound which releases the respective alcohol, e.g. by adding diesters of carbonic acid.

Therefore, the present invention also relates to a method as described above, wherein the polymer which is selectively oxidised at its reducing end is activated by reacting the oxidised polymer with an acidic alcohol, preferably with N-hydroxy succinimide and/or Sulfo-N-hydroxy succinimide.

According to a preferred embodiment of the present invention, the polymer which is selectively oxidized at its reducing end is reacted at the oxidized reducing end with at least one carbonic diester $R_B-O-(C=O)-O-R_C$, wherein R_B and R_C may be the same or different. Preferably, this method gives reactive polymers according to the formula



wherein HAS' is preferably HES'.

As suitable carbonic diester compounds, compounds may be employed whose alcohol components are independently N-hydroxy succinimides such as N-hydroxy succinimide or Sulfo-N-hydroxy succinimide, suitably substituted phenols such as p-nitrophenol, o,p-dinitrophenol, o,o'-dinitrophenol, trichlorophenol such as 2,4,6-trichlorophenol or 2,4,5-trichlorophenol, trifluorophenol such as 2,4,6-trifluorophenol or 2,4,5-trifluorophenol, pentachlorophenol, pentafluorophenol, or hydroxyazoles such as hydroxy benzotriazole. Especially preferred are N,N'-disuccinimidyl carbonate and Sulfo-N,N'-disuccinimidyl carbonate, with N,N'-disuccinimidyl carbonate being especially preferred.

Therefore, the present invention also relates a method as described above, wherein the polymer which is selectively oxidised at its reducing end is activated by reacting the oxidised polymer with N,N'-disuccinimidyl carbonate.

The acidic alcohol is reacted with the oxidized polymer or the salt of the oxidized polymer at a molar ratio of acidic alcohol : polymer preferably of from 5:1 to 50:1, more preferably of from 8:1 to 20:1, at a preferred reaction temperature of from 2 to 40 °C, more preferably of from 10 to 30 °C and especially preferably of from 15 to 25 °C. The reaction time is preferably in the range of from 1 to 10 h, more preferably of from 2 to 5 h, more preferably of from 2 to 4 h and particularly of from 2 to 3 h.

The carbonic diester compound is reacted with the oxidized polymer or the salt of the oxidized polymer at a molar ratio of diester compound : polymer generally of from 1:1 to 3:1, such as of from 1:1 to 1.5:1. The reaction time is generally in the range of from 0.1 to 12 h, like of from 0.2 to 6 h, or of from 0.5 to 2 h or of from 0.75 to 1.25 h.

According to a preferred embodiment of the present invention, reacting the oxidized polymer with acidic alcohol and/or carbonic diester is carried out in at least one aprotic solvent, such as in an anhydrous aprotic solvent having a water content of not more than 0.5 percent by weight, preferably of not more than 0.1 percent by weight. Suitable solvents are, among others, dimethyl sulfoxide (DMSO), N-methyl pyrrolidone, dimethyl acetamide (DMA), dimethyl formamide (DMF) and mixtures of two or more thereof. The reaction temperatures are preferably in the range of from 2 to 40 °C, more preferably of from 10 to 30 °C.

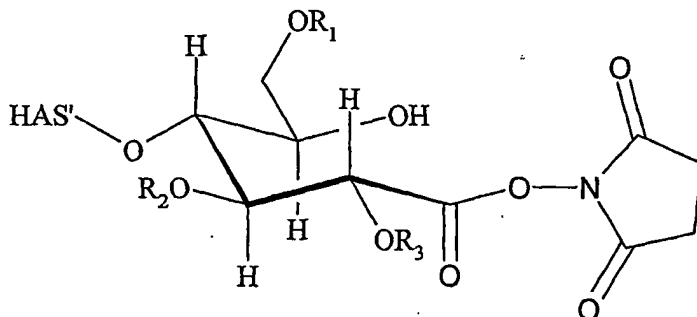
For reacting the oxidized polymer with the at least one acidic alcohol, at least one additional activating agent is employed.

Suitable activating agents are, among others, carbonyldiimidazole, carbodiimides such as diisopropyl carbodiimide (DIC), dicyclohexyl carbodiimides (DCC), 1-ethyl-3-(3-dimethylaminopropyl) carbodiimide (EDC), with dicyclohexyl carbodiimides (DCC) and 1-ethyl-3-(3-dimethylaminopropyl) carbodiimide (EDC) being especially preferred.

Therefore, the present invention also relates to the method as described above, where the polymer which is oxidized at its reducing end, is reacted with an acidic alcohol in the presence of an additional activating agent to give the reactive polymer ester.

According to one embodiment of the present invention, the reaction of the oxidized polymer with carbonic diester and/or acidic alcohol is carried out at a low base activity which may be determined by adding the reaction mixture to water with a volume ratio of water to reaction mixture of 10:1. Prior to the addition, the water which comprises essentially no buffer, has a pH value of 7 at 25 °C. After the addition of the reaction mixture and by measuring the pH value, the base activity of the reaction mixture is obtained, having a value of preferably not more than 9.0, more preferably of not more than 8.0 and especially preferably of not more than 7.5.

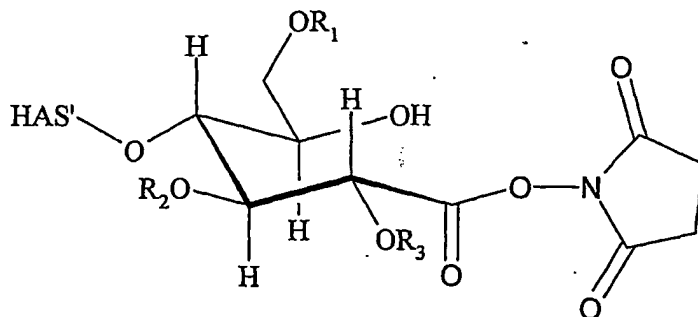
According to another embodiment of the present invention, the oxidized polymer is reacted with N-hydroxy succinimide in dry DMA in the absence of water with EDC to selectively give the polymer N-hydroxy succinimide ester according to the formula



more preferably with HAS' being HES'.

Surprisingly, this reaction does not give by-products resulting from reactions of EDC with OH groups of HES, and the rearrangement reaction of the O-acyl isourea formed by EDC and the oxidized polymer to the respective N-acyl urea is surprisingly suppressed.

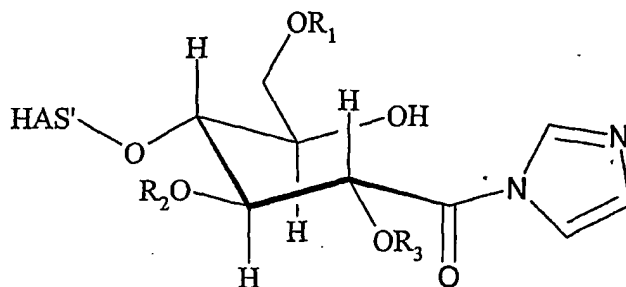
According to another preferred embodiment of the present invention, the oxidized polymer is reacted with N,N'-disuccinimidyl carbonate in dry DMF in the absence of water and in the absence of an activating agent to selectively give the polymer N-hydroxy succinimide ester according to the formula



more preferably with HAS' being HES'.

According to another embodiment of the present invention, the polymer which is selectively oxidized at its reducing end is reacted at the oxidized reducing end with an azolide such as carbonyldiimidazole or carbonyl dibenzimidazole to give a polymer having a reactive carboxy

group. In the case of carbonyldiimidazole, a reactive imidazolide polymer derivative according to formula



results, wherein HAS' is preferably HES'.

According to a second alternative of said further embodiment of the present invention regarding the introduction of at least one reactive carboxy group into the polymer, the reactive carboxy group is introduced into the polymer whose reducing end is not oxidized, by reacting at least one hydroxy group of the polymer with a carbonic diester.

Therefore, the present invention also relates to a method and conjugates wherein the reactive carboxy group is introduced in the polymer whose reducing end is not oxidized, by reacting at least one hydroxy group of the polymer with at least one carbonic diester carbonic diester $R_B-O-(C=O)-O-R_C$, wherein R_B and R_C may be the same or different.

According to another embodiment of the present invention, the polymer whose reducing end is not oxidized, is reacted at at least one hydroxy group with an azolide such as carbonyldiimidazole, carbonyl-di-(1,2,4-triazole) or carbonyl dibenzimidazol to give a polymer having a reactive carboxy group.

As suitable carbonic diester compounds, compounds may be employed whose alcohol components are independently N-hydroxy succinimides such as N-hydroxy succinimide or Sulfo-N-hydroxy succinimide, suitably substituted phenols such as p-nitrophenol, o,p-dinitrophenol, o,o'-dinitrophenol, trichlorophenol such as 2,4,6-trichlorophenol or 2,4,5-trichlorophenol, trifluorophenol such as 2,4,6-trifluorophenol or 2,4,5-trifluorophenol, pentachlorophenol, pentafluorophenol, or hydroxyazoles such as hydroxy benzotriazole.

Especially preferred are symmetrical carbonic diester compounds, R_B and R_C thus being the same. The alcohol component of the carbonic diester is preferably selected from the group consisting of N-hydroxy succinimide, sulfonated N-hydroxy succinimide, N-hydroxy benzotriazole, and nitro- and halogen-substituted phenols. Among others, nitrophenol, dinitrophenol, trichlorophenol, trifluorophenol, pentachlorophenol, and pentafluorophenol are preferred. Especially preferred are N,N'-disuccinimidyl carbonate and Sulfo-N,N'-disuccinimidyl carbonate, with N,N'-disuccinimidyl carbonate being especially preferred.

Therefore, the present invention also relates to a hydroxyalkyl starch derivative, preferably a hydroxyethyl starch derivative, wherein at least one hydroxy group, preferably at least two hydroxy groups of said starch have been reacted with a carbonic diester compound to give the respective reactive ester.

According to one embodiment of the present invention, the reaction of the polymer whose reducing end is not oxidized, with the at least one carbonic diester compound is carried out at a temperature of from 2 to 40 °C, more preferably of from 10 to 30 °C and especially of from 15 to 25 °C. A preferred reaction time ranges from 0,5 to 5 h, more preferably from 1 to 3 h, and especially preferably from 2 to 3 h.

The molar ratio of carbonic diester compound : polymer depends on the degree of substitution of the polymer regarding the number of hydroxy groups reacted with carbonic diester compound relative to the number of hydroxy groups present in the non-reacted polymer.

According to one embodiment of the present invention, the molar ratio of carbonic diester compound : anhydroglucose units of the polymer is in the range of from 1:2 to 1:1000, more preferably of from 1:3 to 1:100 and especially preferably of from 1:10 to 1:50, to give a degree of substitution in the range of from 0.5 to 0.001, preferably of from 0.33 to 0.01 and especially preferably of from 0.1 to 0.02

According to one embodiment of the present invention, reacting the polymer whose reducing end is not oxidized, with carbonic diester is carried out in at least one aprotic solvent, particularly preferably in an anhydrous aprotic solvent having a water content of not more than 0.5 percent by weight, preferably of not more than 0.1 percent by weight. Suitable

solvents are, among others, dimethyl sulfoxide (DMSO), N-methyl pyrrolidone, dimethyl acetamide (DMA), dimethyl formamide (DMF) and mixtures of two or more thereof.

Therefore, the present invention also relates to a method as described above wherein the reaction of the at least one hydroxy group of the polymer whose reducing end is not oxidised, with the carbonic diester to give a reactive carboxy group is carried out in an anhydrous aprotic polar solvent, the solvent preferably being dimethyl acetamide, dimethyl formamide or a mixture thereof.

The reactive polymer derivative comprising at least one reactive carboxy group, preferably resulting from the reaction of the polymer with the acidic alcohol, the carbonate and/or the azolide, as described above, is further reacted with a further, at least bifunctional compound wherein at least one functional group F_1 of this further compound is reacted with at least one reactive carboxy group of the polymer derivative. As at least one functional group F_1 of the further compound no specific limitations exist given that a reaction with the at least one reactive carboxy group of the polymer is possible. Preferred functional groups F_1 are, e.g., an amino group or a hydroxy group or a thio group or a carboxy group.

The further, at least bifunctional compound comprises at least one other functional group F_2 being an aldehyde group or a functional group F_2 being capable of being chemically modified to give an aldehyde group. The chemical modification may be, e.g., a reaction of the functional group F_2 with a functional group F_3 a further linker compound or an oxidation or a reduction of a suitable functional group F_2 .

In case F_2 is reacted with a functional group F_3 of a further compound, the functional group F_2 may be selected from, among others,

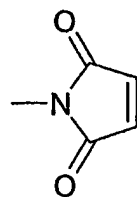
- C-C-double bonds or C-C-triple bonds or aromatic C-C-bonds;
- the thio group or the hydroxy group;
- alkyl sulfonic acid hydrazide, aryl sulfonic acid hydrazide;
- 1,2-dioles;
- 1,2-aminoalcohols;
- 1,2 amino-thioalcohols;
- azides;

- the amino group $-NH_2$ or derivatives of the amino groups comprising the structure unit $-NH-$ such as aminoalkyl groups, aminoaryl group, aminoaralkyl groups, or alkarlyaminogroups;
- the hydroxylamino group $-O-NH_2$, or derivatives of the hydroxylamino group comprising the structure unit $-O-NH-$, such as hydroxylalkylamino groups, hydroxylarylamino groups, hydroxylaralkylamino groups, or hydroxalalkarylamino groups;
- alkoxyamino groups, aryloxyamino groups, aralkyloxyamino groups, or alkaryloxyamino groups, each comprising the structure unit $-NH-O-$;
- residues having a carbonyl group, $-Q-C(=G)-M$, wherein G is O or S, and M is, for example,
 - $-OH$ or $-SH$;
 - an alkoxy group, an aryloxy group, an aralkyloxy group, or an alkaryloxy group;
 - an alkylthio group, an arylthio group, an aralkylthio group, or an alkarylthio group;
 - an alkylcarbonyloxy group, an arylcarbonyloxy group, an aralkylcarbonyloxy group, an alkarylcarbonyloxy group;
 - activated esters such as esters of hydroxylamines having imid structure such as N-hydroxysuccinimide or having a structure unit $O-N$ where N is part of a heteroaryl compound or, with $G = O$ and Q absent, such as aryloxy compounds with a substituted aryl residue such as pentafluorophenyl, paranitrophenyl or trichlorophenyl;

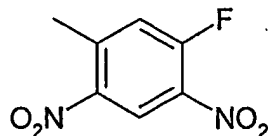
wherein Q is absent or NH or a heteroatom such as S or O;

- $-NH-NH_2$, or $-NH-NH-$;
- $-NO_2$;
- the nitril group;
- carbonyl groups such as the aldehyde group or the keto group;
- the carboxy group;
- the $-N=C=O$ group or the $-N=C=S$ group;
- vinyl halide groups such as the vinyl iodide or the vinyl bromide group or triflate;
- $-C\equiv C-H$;
- $-(C=NH_2Cl)-OAlkyl$
- groups $-(C=O)-CH_2-Hal$ wherein Hal is Cl, Br, or I;
- $-CH=CH-SO_2-$;

- a disulfide group comprising the structure -S-S-;



- the group



- the group

wherein F_3 is a group capable of forming a chemical linkage with one of the above-mentioned groups and is preferably selected from the above-mentioned groups. Moreover, the second linker compound preferably has at least one aldehyde group or keto group or hemiacetal group which is capable of being reacted with an amino group of the protein via reductive amination.

The functional group F_1 and the aldehyde group or keto group or hemiacetal group of the at least bifunctional linking compound which is reacted with the polymer, and/or the functional groups F_1 and F_2 of the at least bifunctional linking compound which is reacted with the polymer, and/or the functional group F_3 and the aldehyde group or keto group or hemiacetal group of the further, at least bifunctional linking compound, may be independently separated by any suitable spacer. Among others, the spacer may be an optionally substituted, linear, branched and/or cyclic, aliphatic and/or aromatic hydrocarbon residue. Generally, the hydrocarbon residue has up to 60, preferably up to 40, more preferably up to 20, more preferably up to 10 carbon atoms. If heteroatoms are present, the separating group comprises generally from 1 to 20, preferably from 1 to 8, more preferably 1 to 6, more preferably 1 to 4 and especially preferably from 1 to 2 heteroatoms. As heteroatom, O is preferred. The hydrocarbon residue may comprise an optionally branched alkyl chain or an aryl group or a cycloalkyl group having, e.g., from 5 to 7 carbon atoms, or be an aralkyl group, an alkaryl group where the alkyl part may be a linear and/or cyclic alkyl group.

Examples of a compound with functional groups F_1 and F_2 are, e.g., optionally substituted diaminoalkane having from 2 to 20 carbon atoms, especially preferably 1,2-diaminoethane, 1,3-diaminopropane, and 1,4-diaminobutane. Preferred examples of a compound with functional groups F_3 and an aldehyde group or a keto group or a hemiacetal group are, e.g.,

formylbenzoic acid, 4-formylbenzoic acid pentafluorophenyl ester, 4-formylbenzoic acid-N-hydroxysuccinimide ester and 4-(4-formyl-3,5-dimethoxyphenoxy)butyric acid.

Therefore, the present invention also relates to a method of producing a conjugate, said method comprising reacting the polymer, preferably hydroxyethyl starch, at its optionally oxidized reducing end with a compound, selected from the group consisting of acidic alcohols, carbonic diesters and azolides, to give a polymer derivative comprising at least one reactive carboxy group, reacting said polymer derivative with at least one at least bifunctional compound to give a polymer derivative comprising an aldehyde group or a keto group or a hemiacetal group or a functional group capable of being chemically modified to give an aldehyde group or a keto group or a hemiacetal group, optionally chemically modifying said functional group to give a polymer derivative comprising an aldehyde group or a keto group or a hemiacetal group, and reacting the polymer derivative comprising an aldehyde group or a keto group or a hemiacetal group with an amino group of a protein via reductive amination.

Accordingly, the present invention also relates to a conjugate comprising a polymer, preferably hydroxyethyl starch, and a protein covalently linked to each other, obtainable by a method of producing a conjugate, said method comprising reacting the polymer, at its optionally oxidized reducing end with a compound, selected from the group consisting of acidic alcohols, carbonic diesters and azolides, to give a polymer derivative comprising at least one reactive carboxy group, reacting said polymer derivative with at least one at least bifunctional compound to give a polymer derivative comprising an aldehyde group or a keto group or a hemiacetal group or a functional group capable of being chemically modified to give an aldehyde group or a keto group or a hemiacetal group, optionally chemically modifying said functional group to give a polymer derivative comprising an aldehyde group or a keto group or a hemiacetal group, and reacting the polymer derivative comprising an aldehyde group or a keto group or a hemiacetal group with an amino group of a protein via reductive amination.

A specific example of a compound having a functional group F_1 and a functional group F_2 which is oxidized to give an aldehyde group is, e.g., a compound having an amino group as F_1 and a beta hydroxy amino group as F_2 . An especially preferred example is 1,3-diamino-2-hydroxypropane. This oxidation may be carried with all suitable oxidation agents which are capable of converting the beta hydroxy amino group to an aldehyde group. Preferred

oxidation reagents are periodates such as alkaline metal periodates. Especially preferred is sodium periodate which is preferably employed as aqueous solution. This solution has a preferred iodate concentration of from 1 to 50 mM, more preferably from 1 to 25 mM and especially preferably of from 1 to 10 mM. Oxidation is carried out at a temperature of from 0 to 40 °C, preferably from 0 to 25 °C and especially preferably from 4 to 20 °C.

The resulting polymer derivative may be purified from the reaction mixture by at least one suitable method. If necessary, the polymer derivative may be precipitated prior to the isolation by at least one suitable method.

If the polymer derivative is precipitated first, it is possible, e.g., to contact the reaction mixture with at least one solvent or solvent mixture other than the solvent or solvent mixture present in the reaction mixture at suitable temperatures. According to a particularly preferred embodiment of the present invention where an aqueous medium, preferably water is used as solvent, the reaction mixture is contacted with 2-propanol or with an mixture of acetone and ethanol, preferably a 1:1 mixture (v/v), indicating equal volumes of said compounds, at a temperature, preferably in the range of from -20 to +50 °C and especially preferably in the range of from -20 to 25 °C.

Isolation of the polymer derivative may be carried out by a suitable process which may comprise one or more steps. According to a preferred embodiment of the present invention, the polymer derivative is first separated off the reaction mixture or the mixture of the reaction mixture with, e.g., aqueous 2-propanol mixture by a suitable method such as centrifugation or filtration. In a second step, the separated polymer derivative may be subjected to a further treatment such as an after-treatment like dialysis, centrifugal filtration or pressure filtration, ion exchange chromatography, reversed phase chromatography, HPLC, MPLC, gel filtration and/or lyophilisation. According to an even more preferred embodiment, the separated polymer derivative is first dialysed, preferably against water, and then lyophilized until the solvent content of the reaction product is sufficiently low according to the desired specifications of the product. Lyophilisation may be carried out at temperature of from 20 to 35 °C, preferably of from 20 to 30 °C.

According to another preferred embodiment of the present invention, the functional group Z of the protein to be reacted with functional group A of the polymer or polymer derivative is a

thiol group, wherein the protein is selected from the group consisting of IFN alpha, IFN beta, tPA, and A1AT. Most preferred are IFN alpha and IFN beta.

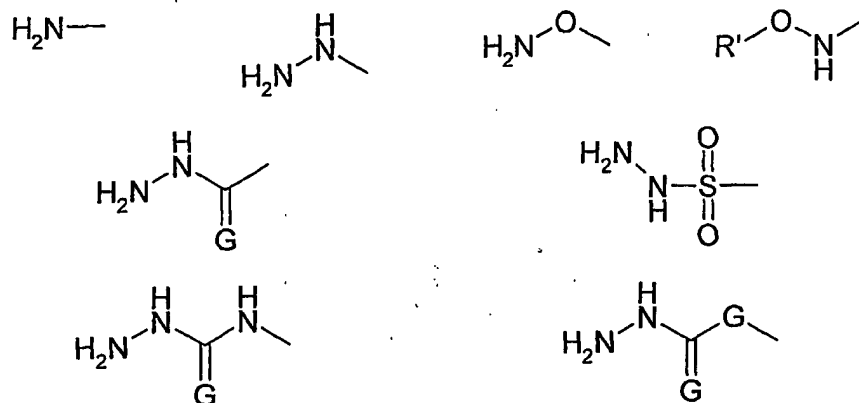
The thiol group may be present in the protein as such. Moreover, it is possible to introduce a thiol group into the protein according to a suitable method. Among others, chemical methods may be mentioned. If a disulfide bridge is present in the protein, it is possible to reduce the -S-S- structure to get a thiol group. It is also possible to transform an amino group present in the polypeptide into a SH group by reaction the polypeptide via the amino group with a compound which has at least two different functional groups, one of which is capable of being reacted with the amino group and the other is an SH group or a precursor of an SH group. It is also possible to introduce an SH group by mutation of the protein such as by introducing a cystein or a suitable SH functional amino acid into the protein or such as removing a cystein from the protein so as to disable another cystein in the protein to form a disulfide bridge.

Most preferably, the polymer is linked to a free cystein of the protein, especially preferably to the free cystein at position 17 of IFN beta (in case of variants with a cysteine at position 17), to a cystein at position 1 and/or 98 of IFN alpha.

According to a first embodiment, the functional group Z of the protein is a thiol group and functional group A of the polymer is a halogenacetyl group and wherein A is introduced by reacting the polymer at its optionally oxidized reducing end with an at least bifunctional compound having at least two functional groups each comprising an amino group to give a polymer derivative having at least one functional group comprising an amino group and reacting the polymer derivative with a monohalogen-substituted acetic acid and/or a reactive monohalogen-substituted acetic acid derivative.

As to the at least bifunctional compound having at least two functional groups each comprising an amino group, all compounds are conceivable which are capable of being reacted with the polymer at its optionally reducing end to give a polymer derivative comprising an amino group which can be reacted with a monohalogen-substituted acetic acid and/or a reactive monohalogen-substituted acetic acid derivative.

According to a preferred embodiment, one functional group of the at least bifunctional compound, said functional group being reacted with the optionally oxidized reducing end of the polymer, is selected from the group consisting of



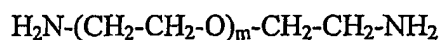
wherein G is O or S and, if present twice, independently O or S, and R' is methyl.

According to an especially preferred embodiment of the present invention, the functional group of the at least bifunctional compound, said functional group being reacted with the optionally oxidized reducing end, is the amino group $-\text{NH}_2$. According to a still further preferred embodiment, this functional group, most preferably the amino group, is reacted with the oxidized reducing end of the polymer.

According to a preferred embodiment of the present invention, the functional group of the at least bifunctional compound, said functional group being reacted with the monohalogen-substituted acetic acid and/or a reactive monohalogen-substituted acetic acid derivative, is an amino group $-\text{NH}_2$.

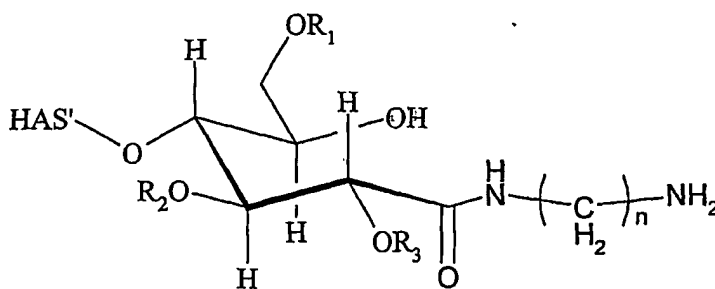
The functional groups, preferably both being an amino group $-\text{NH}_2$, of the at least bifunctional compound, said functional groups being reacted with the polymer at its optionally oxidized reducing end, preferably the oxidized reducing end, and the monohalogen-substituted acetic acid and/or a reactive monohalogen-substituted acetic acid derivative, may be separated by any suitable spacer. Among others, the spacer may be an optionally substituted, linear, branched and/or cyclic hydrocarbon residue. Suitable substituents are, among others, alkyl, aryl, aralkyl, alkaryl, halogen, carbonyl, acyl, carboxy, carboxyester, hydroxy, thio, alkoxy and/or alkylthio groups. Generally, the hydrocarbon residue has from 1 to 60, preferably from 1 to 40, more preferably from 1 to 20, more preferably from 2 to 10, more preferably from 2 to 6 and especially preferably from 2 to 4 carbon atoms. If heteroatoms are present, the

separating group comprises generally from 1 to 20, preferably from 1 to 8 and especially preferably from 1 to 4 heteroatoms. The hydrocarbon residue may comprise an optionally branched alkyl chain or an aryl group or a cycloalkyl group having, e.g., from 5 to 7 carbon atoms, or be an aralkyl group, an alkaryl group where the alkyl part may be a linear and/or cyclic alkyl group. According to an even more preferred embodiment, the hydrocarbon residue is an alkyl chain of from 1 to 20, preferably from 2 to 10, and especially preferably from 2 to 8 carbon atoms. Thus, preferred at least bifunctional compounds are bifunctional amino compounds, especially preferably 1,8-diamino octane, 1,7-diamino heptane, 1,6-diamino hexane, 1,5-diamino pentane, 1,4-diamino butane, 1,3-diamino propane, and 1,2-diamino ethane. According to a further preferred embodiment, the at least bifunctional compound is a diaminopolyethylenglycol, preferably a diaminopolyethylenglycol according to formula



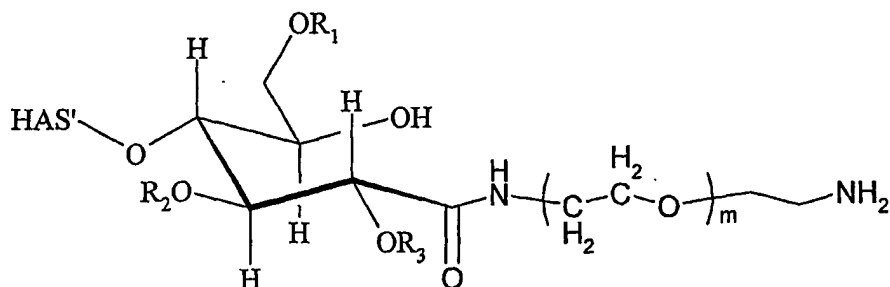
wherein m is an integer, m preferably being 1, 2, 3, or 4.

Therefore, the present invention also relates to a method and a conjugate as described above, wherein the polymer is reacted with 1,8-diaminooctane, 1,7-diaminoheptane, 1,6-diaminohexane, 1,5-diaminopentane, 1,4-diaminobutane, 1,3-diaminopropane, and 1,2-diaminoethane at its oxidized reducing end with to give a polymer derivative according to the formula



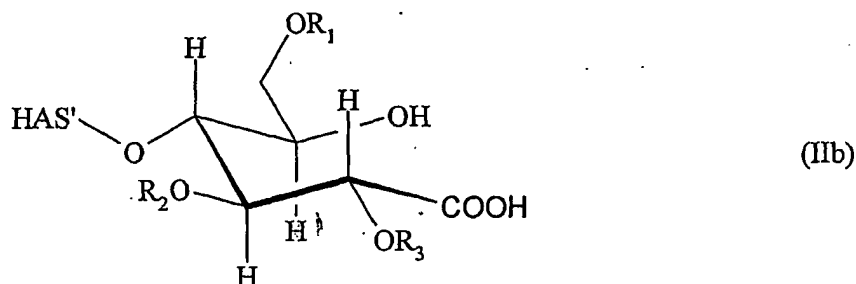
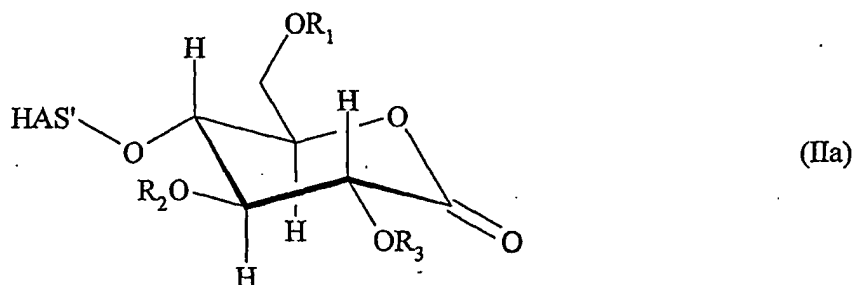
with $n = 2, 3, 4, 5, 6, 7,$ or $8,$ and the polymer especially preferably being HES.

Therefore, the present invention also relates to a method and a conjugate as described above, wherein the polymer is reacted with $\text{H}_2\text{N}-(\text{CH}_2-\text{CH}_2-\text{O})_m-\text{CH}_2-\text{CH}_2-\text{NH}_2$ at its oxidized reducing end, wherein m is 1, 2, 3, or 4, to give a polymer derivative according to the formula



with $m = 1, 2, 3,$ or $4,$ and the polymer especially preferably being HES.

The oxidation of the reducing end of the polymer, preferably hydroxyethyl starch, may be carried out according to each method or combination of methods which result in compounds having the structures (IIa) and/or (IIb):



Although the oxidation may be carried out according to all suitable method or methods resulting in the oxidized reducing end of hydroxyalkyl starch, it is preferably carried out using an alkaline iodine solution as described, e.g., in DE 196 28 705 A1 the respective contents of which (example A, column 9, lines 6 to 24) is incorporated herein by reference.

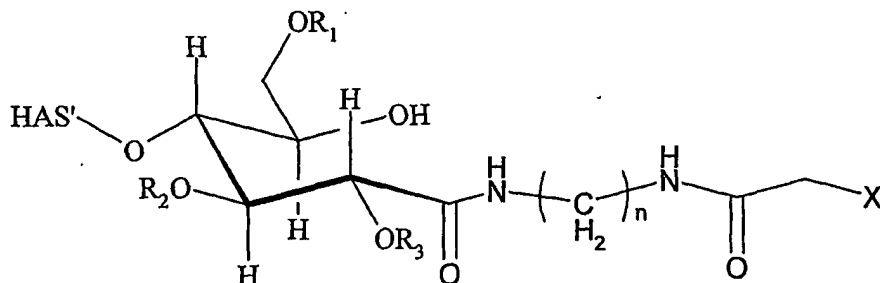
The polymer derivative resulting from the reaction of the polymer with the at least bifunctional compound, is further reacted with the monohalogen-substituted acetic acid and/or a reactive monohalogen-substituted acetic acid derivative.

As monohalogen-substituted acetic acid or reactive acid, Cl-substituted, Br-substituted and I-substituted acetic acid are preferred.

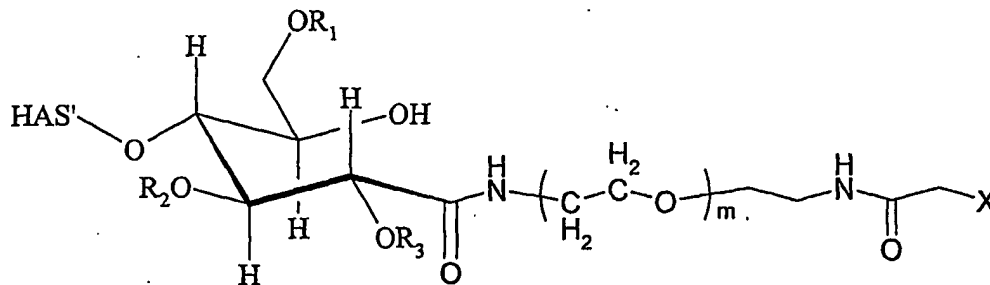
If the halogen-substituted acid is employed as such, it is preferred to react the acid with the polymer derivative in the presence of an activating agent. Suitable activating agents are, among others, Suitable activating agents are, among others, carbodiimides such as diisopropyl carbodiimide (DIC), dicyclohexyl carbodiimides (DCC), 1-ethyl-3-(3-dimethylaminopropyl) carbodiimide (EDC), with dicyclohexyl carbodiimides (DCC) and 1-ethyl-3-(3-dimethylaminopropyl) carbodiimide (EDC) being especially preferred.

Therefore, the present invention also relates to a method and a conjugate as described above, wherein the polymer, preferably HES, is reacted with a diamino compound, preferably a diaminoalkane with 2 to 8 carbon atoms or $\text{H}_2\text{N}-(\text{CH}_2-\text{CH}_2-\text{O})_m-\text{CH}_2-\text{CH}_2-\text{NH}_2$ with $m = 1, 2, 3,$ or $4,$ and reacting the resulting polymer derivative with Br-substituted and I-substituted acetic acid in the presence of an activating agent, preferably EDC.

Therefore, the present invention also relates to a polymer derivative according to the formula



with $X = \text{Cl}, \text{Br}$ or $\text{I}, n = 2, 3, 4, 5, 6, 7,$ or $8,$ and the polymer especially preferably being HES, or a polymer derivative according to the formula



with $X = \text{Cl}, \text{Br}$ or $\text{I}, m = 1, 2, 3,$ or $4,$ and the polymer especially preferably being HES.

The reaction of the polymer derivative with the halogen-substituted acetic acid is preferably carried out in an aqueous system, preferably water, at a preferred pH of from 3.5 to 5.5, more preferably of 4.0 to 5.0 and especially preferably from 4.5 to 5.0; and a preferred reaction temperature of from 4 to 30 °C, more preferably from 15 to 25 °C and especially preferably from 20 to 25 °C; and for a preferred reaction time of from 1 to 8 h, more preferably from 2 to 6 h and especially preferably from 3 to 5 h.

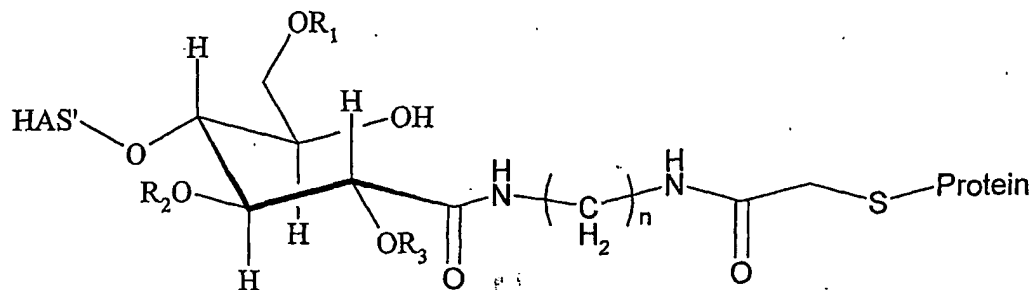
The reaction mixture comprising the polymer derivative which comprises the polymer, the at least bifunctional compound and the halogen-substituted acetic acid, can be used for the reaction with the protein as such. According to a preferred embodiment of the present invention, the polymer derivative is separated from the reaction mixture, preferably by ultrafiltration, subsequent precipitation, optional washing and drying in vacuo.

The reaction of the polymer derivative with the protein is carried out at a preferred pH of from 6.5 to 8.5, more preferably from 7.0 to 8.5 and especially preferably from 7.5 to 8.5; and a preferred reaction temperature of from 4 to 30 °C, more preferably from 15 to 25 °C and especially preferably from 20 to 25 °C; and for a preferred reaction time of from 0.5 to 8 h, more preferably from 1 to 6 h and especially preferably from 2 to 5 h.

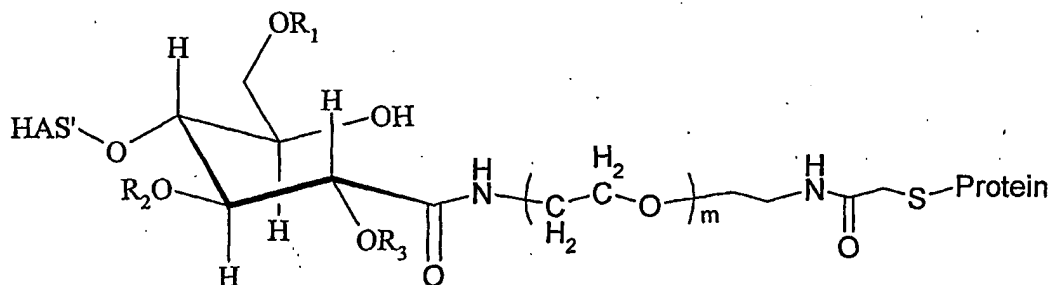
The reaction of the polymer derivative with the thiol group of the protein results in a thioether linkage between the polymer derivative and the protein.

Therefore, the present invention also relates to a method and a conjugate as described above, wherein the polymer, preferably HES, is reacted with a diamino compound, preferably a diaminoalkane with 2 to 8 carbon atoms or $\text{H}_2\text{N}-(\text{CH}_2-\text{CH}_2-\text{O})_m-\text{CH}_2-\text{CH}_2-\text{NH}_2$ with $m = 1, 2, 3, \text{ or } 4$, the resulting polymer derivative is reacted with Br-substituted and I-substituted acetic acid in the presence of an activating agent, preferably EDC, and the resulting polymer derivative is reacted with a thiol group of the protein to give a conjugate comprising a thioether linkage between the protein and the polymer derivative.

Therefore, the present invention also relates to a conjugate according to the formula



with $n = 2, 3, 4, 5, 6, 7,$ or $8,$ and the polymer especially preferably being HES and the protein being IFN alpha, IFN beta, tPA, or A1AT, preferably IFN alpha or IFN beta, the S atom being derived from the free cystein at position 17 of IFN beta 1a or a available free cystein, or a conjugate according to the formula



with $m = 1, 2, 3,$ or $4,$ and the polymer especially preferably being HES and the protein being IFN alpha, IFN beta, tPA, or A1AT or APC, preferably IFN alpha or IFN beta, the S atom being derived, e.g., from the free cystein at position 17 of IFN beta 1a.

The hydroxyethyl starch is preferably hydroxyethyl starch having a mean molecular weight of about 10 kD and a DS of about 0.4 or hydroxyethyl starch having a mean molecular weight of about 10 kD and a DS of about 0.7 or hydroxyethyl starch having a mean molecular weight of about 12 kD and a DS of about 0.4 or hydroxyethyl starch having a mean molecular weight of about 12 kD and a DS of about 0.7 or hydroxyethyl starch having a mean molecular weight of about 18 kD and a DS of about 0.4 or hydroxyethyl starch having a mean molecular weight of about 18 kD and a DS of about 0.7 or hydroxyethyl starch having a mean molecular weight of about 30 kD and a DS of about 0.4 or hydroxyethyl starch having a mean molecular weight of about 30 kD and a DS of about 0.7, or hydroxyethyl starch having a mean molecular weight of about 50 kD and a DS of about 0.4 or hydroxyethyl starch having a mean molecular weight of about 50 kD and a DS of about 0.7

According to a second embodiment, functional group Z of the protein is a thiol group and functional group A of the polymer comprises a maleimido group.

According to this embodiment, several possibilities exist to produce the conjugate. In general, the polymer is reacted at its optionally oxidized reducing end with at least one at least bifunctional compound, wherein this at least bifunctional compound comprises one functional group which is capable of being reacted with the optionally oxidized reducing end of the polymer, and at least one functional group which either comprises the maleimido group or is chemically modified to give a polymer derivative which comprises the maleimido group. According to a preferred embodiment, said functional group is chemically modified to give a polymer derivative which comprises the maleimido group.

Therefore, the present invention relates to a method and a conjugate as described above, by reacting a polymer derivative comprising a maleimido group with a thiol group of the protein, said method comprising reacting the polymer at its optionally oxidized reducing end with an at least bifunctional compound comprising a functional group U capable of reacting with the optionally oxidised reducing end, the at least bifunctional compound further comprising a functional group W capable of being chemically modified to give a maleimido group, the method further comprising chemically modifying the functional group W to give a maleimido group.

As to functional group U, each functional group is conceivable which is capable of being reacted with optionally oxidised reducing end of the polymer.

According to a preferred embodiment of the present invention, the functional group U comprises the chemical structure -NH-.

Therefore, the present invention also relates to a method and a conjugate as described above, wherein the functional group U comprises the structure -NH-.

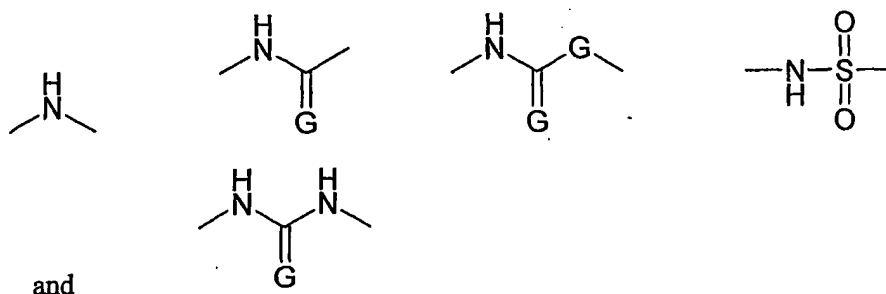
According to one preferred embodiment of the present invention, the functional group U is a group having the structure R'-NH- where R' is hydrogen or a alkyl, cycloalkyl, aryl, aralkyl, arylcycloalkyl, alkaryl or cycloalkylaryl residue where the cycloalkyl, aryl, aralkyl, arylcycloalkyl, alkaryl or cycloalkylaryl residue may be linked directly to the NH group or,

according to another embodiment, may be linked by an oxygen bridge to the NH group. The alkyl, cycloalkyl, aryl, aralkyl, arylcycloalkyl, alkaryl, or cycloalkylaryl residues may be suitably substituted. As preferred substituents, halogenes such as F, Cl or Br may be mentioned. Especially preferred residues R' are hydrogen, alkyl and alkoxy groups, and even more preferred are hydrogen and unsubstituted alkyl and alkoxy groups.

Among the alkyl and alkoxy groups, groups with 1, 2, 3, 4, 5, or 6 C atoms are preferred. More preferred are methyl, ethyl, propyl, isopropyl, methoxy, ethoxy, propoxy, and isopropoxy groups. Especially preferred are methyl, ethyl, methoxy, ethoxy, and particular preference is given to methyl or methoxy.

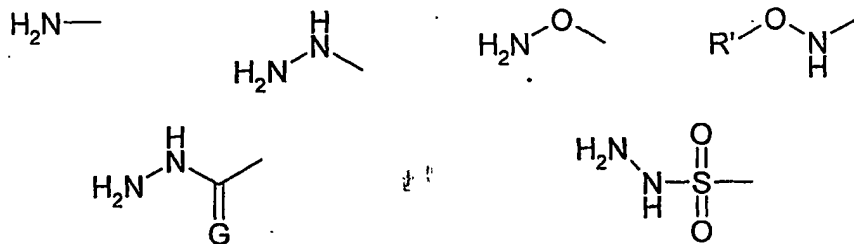
Therefore, the present invention also relates to a method and a conjugate as described above, wherein R' is hydrogen or a methyl or a methoxy group.

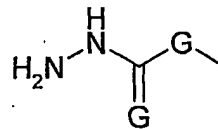
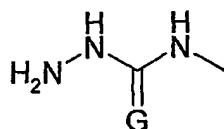
According to another preferred embodiment of the present invention, the functional group U has the structure R'-NH-R''- where R'' preferably comprises the structure unit -NH- and/or the structure unit -(C=G)- where G is O or S, and/or the structure unit -SO₂-. According to more preferred embodiments, the functional group R'' is selected from the group consisting of



where, if G is present twice, it is independently O or S.

Therefore, the present invention also relates to a method and a conjugate as described above, wherein the functional group U is selected from the group consisting of





wherein G is O or S and, if present twice, independently O or S, and R' is methyl.

According to a still more preferred embodiment of the present invention, U comprises an amino group $-NH_2$.

According to an embodiment of the present invention, the functional group W of the at least bifunctional compound is chemically modified by reacting the polymer derivative comprising W with a further at least bifunctional compound comprising a functional group capable of being reacted with W and further comprising a maleimido group.

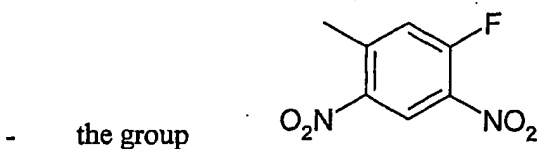
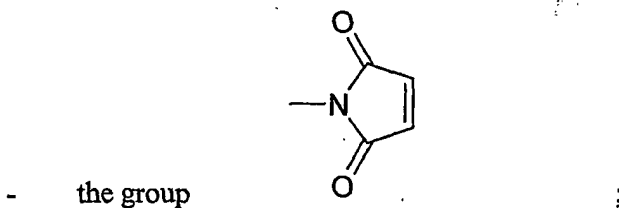
As to functional group W and the functional group of said further at least bifunctional compound which is capable of being reacted with W, the following functional groups are to be mentioned, among others:

- C-C-double bonds or C-C-triple bonds or aromatic C-C-bonds;
- the thio group or the hydroxy groups;
- alkyl sulfonic acid hydrazide, aryl sulfonic acid hydrazide;
- 1,2-dioles;
- 1,2-aminoalcohols;
- 1,2 amino-thioalcohols;
- azides;
- the amino group $-NH_2$ or derivatives of the amino groups comprising the structure unit $-NH-$ such as aminoalkyl groups, aminoaryl group, aminoaralkyl groups, or alkarylaminogroups;
- the hydroxylamino group $-O-NH_2$, or derivatives of the hydroxylamino group comprising the structure unit $-O-NH-$, such as hydroxylalkylamino groups, hydroxylarylaminogroups, hydroxylaralkylamino groups, or hydroxylalkarylaminogroups;
- alkoxyamino groups, aryloxyamino groups, aralkyloxyamino groups, or alkarylalkoxyamino groups, each comprising the structure unit $-NH-O-$;
- residues having a carbonyl group, $-Q-C(=G)-M$, wherein G is O or S, and M is, for example,

- -OH or -SH;
- an alkoxy group, an aryloxy group, an aralkyloxy group, or an alkaryloxy group;
- an alkylthio group, an arylthio group, an aralkylthio group, or an alkarylthio group;
- an alkylcarbonyloxy group, an arylcarbonyloxy group, an aralkylcarbonyloxy group, an alkarylcarbonyloxy group;
- activated esters such as esters of hydroxylamines having imid structure such as N-hydroxysuccinimide or having a structure unit O-N where N is part of a heteroaryl compound or, with G = O and Q absent, such as aryloxy compounds with a substituted aryl residue such as pentafluorophenyl, paranitrophenyl or trichlorophenyl;

wherein Q is absent or NH or a heteroatom such as S or O;

- -NH-NH₂, or -NH-NH-;
- -NO₂;
- the nitril group;
- carbonyl groups such as the aldehyde group or the keto group;
- the carboxy group;
- the -N=C=O group or the -N=C=S group;
- vinyl halide groups such as the vinyl iodide or the vinyl bromide group or triflate;
- -C≡C-H;
- -(C=NH₂Cl)-OAlkyl
- groups -(C=O)-CH₂-Hal wherein Hal is Cl, Br, or I;
- -CH=CH-SO₂-;
- a disulfide group comprising the structure -S-S-;

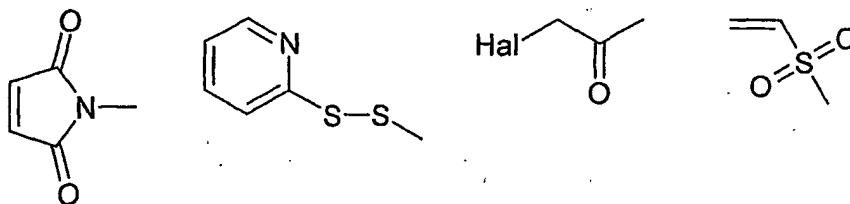


where W and the functional group of the further at least bifunctional compound, respectively, is a group capable of forming a chemical linkage with one of the above-mentioned groups.

According to a still more preferred embodiment of the present invention, W comprises an amino group $-NH_2$.

According to preferred embodiments of the present invention, both W and the other functional group are groups from the list of groups given above.

According to one embodiment of the present invention, one of these functional groups is a thio group. In this particular case, the other functional group is preferably selected from the group consisting of



wherein Hal is Cl, Br, or I, preferably Br or I.

According to an especially preferred embodiment of the present invention, one of these functional groups is selected from the group consisting of a reactive ester such as an ester of hydroxylamines having imide structure such as N-hydroxysuccinimide or having a structure unit O-N where N is part of a heteroaryl compound or such as an aryloxy compound with a substituted aryl residue such as pentafluorophenyl, paranitrophenyl or trichlorophenyl, or a carboxy group which is optionally transformed into a reactive ester. In this particular case, the other functional group comprises the chemical structure $-NH-$.

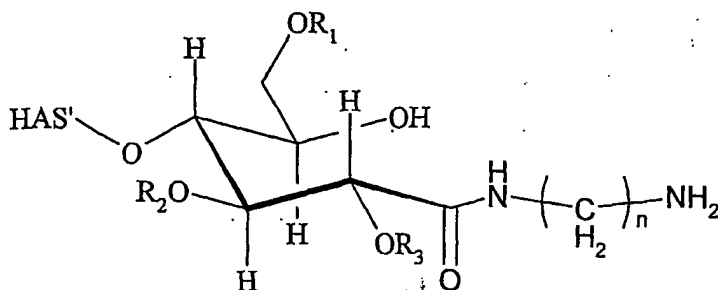
According to an especially preferred embodiment of the present invention, W comprises the structure $-NH-$ and the further at least bifunctional compound comprises a reactive ester and the maleimido group.

As to the functional group W comprising the structure $-NH-$, reference can be made to the functional group as described above, wherein W may be the same or different from U. According to a preferred embodiment of the present invention, U and W are the same. More preferably, both U and W comprise an amino group. Particularly preferred, both U and W are an amino group $-NH_2$.

According to one embodiment of the present invention, the polymer may be reacted with the at least bifunctional compound comprising U and W at its non-oxidized reducing end in an aqueous medium. According to a preferred embodiment where U and W both are an amino group, the reaction is carried out using the polymer with the reducing end in the oxidized form, in at least one aprotic solvent, particularly preferably in an anhydrous aprotic solvent having a water content of not more than 0.5 percent by weight, preferably of not more than 0.1 percent by weight. Suitable solvents are, among others, dimethyl sulfoxide (DMSO), N-methyl pyrrolidone, dimethyl acetamide (DMA), dimethyl formamide (DMF) and mixtures of two or more thereof.

Especially in case both U and W are an amino group $-NH_2$, U and W may be separated by any suitable spacer. Among others, the spacer may be an optionally substituted, linear, branched and/or cyclic hydrocarbon residue. Suitable substituents are, among others, alkyl, aryl, aralkyl, alkaryl, halogen, carbonyl, acyl, carboxy, carboxyester, hydroxy, thio, alkoxy and/or alkylthio groups. Generally, the hydrocarbon residue has from 1 to 60, preferably from 1 to 40, more preferably from 1 to 20, more preferably from 2 to 10, more preferably from 2 to 6 and especially preferably from 2 to 4 carbon atoms. If heteroatoms are present, the separating group comprises generally from 1 to 20, preferably from 1 to 8 and especially preferably from 1 to 4 heteroatoms. The hydrocarbon residue may comprise an optionally branched alkyl chain or an aryl group or a cycloalkyl group having, e.g., from 5 to 7 carbon atoms, or be an aralkyl group, an alkaryl group where the alkyl part may be a linear and/or cyclic alkyl group. According to an even more preferred embodiment, the hydrocarbon residue is an alkyl chain of from 1 to 20, preferably from 2 to 10, more preferably from 2 to 6, and especially preferably from 2 to 4 carbon atoms.

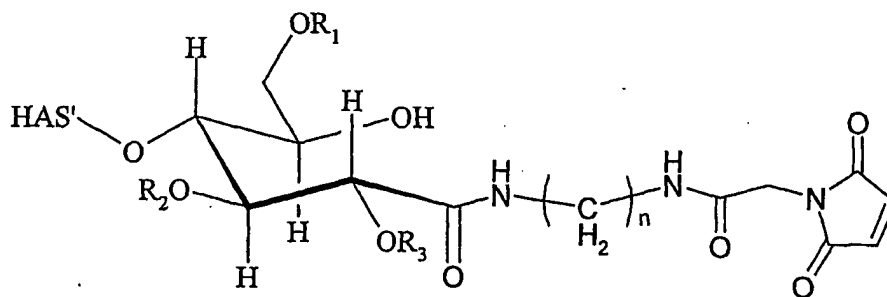
Therefore, the present invention also relates to a method and a conjugate as described above, wherein the polymer is reacted with its oxidized reducing end with 1,4-diaminobutane, 1,3-diaminopropane or 1,2-diaminoethane to give a polymer derivative according to the formula



with $n = 2, 3, \text{ or } 4$, the polymer preferably being HES.

According to the above-mentioned preferred embodiment, the polymer derivative comprising an amino group is further reacted with an at least bifunctional compound comprising a reactive ester group and the maleimido group. The reactive ester group and the maleimido group may be separated by a suitable spacer. As to this spacer, reference can be made to the spacer between the functional groups U and W. According to a preferred embodiment of the present invention, the reactive ester group and the maleimido group are separated by a hydrocarbon chain having from 1 to 10, preferably from 1 to 8, more preferably from 1 to 6, more preferably from 1 to 4, more preferably from 1 to 2 and particularly preferably 1 carbon atom. According to a still further preferred embodiment, the reactive ester is a succinimide ester, and according to a particularly preferred embodiment, the at least bifunctional compound comprising the maleimido group and the reactive ester group is N-(alpha-maleimidoacetoxy)succinimide ester.

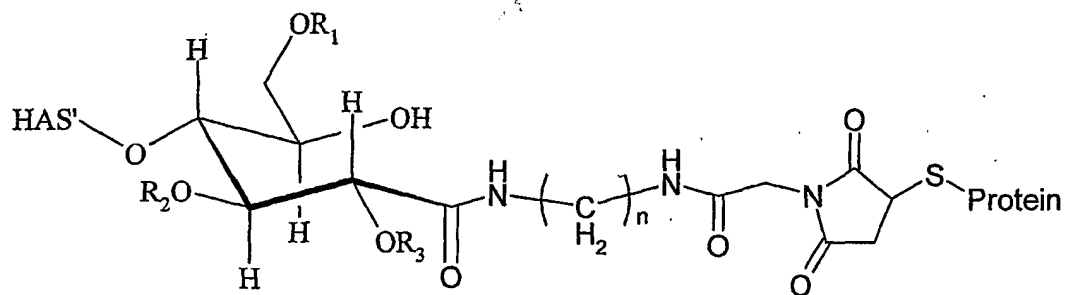
Therefore, the present invent also relates to a polymer derivative according to the formula



with $n = 2, 3, \text{ or } 4$, the polymer preferably being HES.

The polymer derivative comprising the maleimido group is further reacted with the thiol group of the protein to give a conjugate comprising the polymer derivative linked to the protein via a thioether group.

Therefore, the present invention also relates to a conjugate, comprising the protein and the polymer, according to the formula



with $n = 2, 3, \text{ or } 4$, preferably 4, the polymer preferably being HES, the protein being IFN alpha, IFN beta, tPA, or A1AT, preferably IFN alpha or IFN beta, and wherein the S atom in the formula above derives, e.g., from Cys17 of IFN beta 1a.

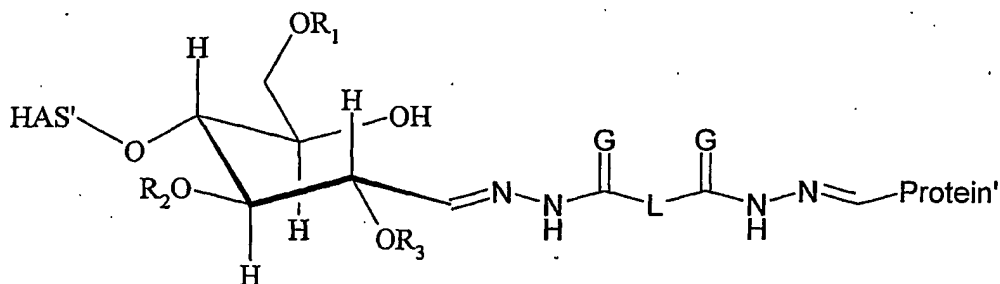
The hydroxyethyl starch is preferably hydroxyethyl starch having a mean molecular weight of about 10 kD and a DS of about 0.4 or hydroxyethyl starch having a mean molecular weight of about 10 kD and a DS of about 0.7 or hydroxyethyl starch having a mean molecular weight of about 12 kD and a DS of about 0.4 or hydroxyethyl starch having a mean molecular weight of about 12 kD and a DS of about 0.7 or hydroxyethyl starch having a mean molecular weight of about 18 kD and a DS of about 0.4 or hydroxyethyl starch having a mean molecular weight of about 18 kD and a DS of about 0.7 or hydroxyethyl starch having a mean molecular weight of about 30 kD and a DS of about 0.4 or hydroxyethyl starch having a mean molecular weight of about 30 kD and a DS of about 0.7 or hydroxyethyl starch having a mean molecular weight of about 50 kD and a DS of about 0.4 or hydroxyethyl starch having a mean molecular weight of about 50 kD and a DS of about 0.7.

The reaction of the polymer derivative comprising the maleimido group with the thiol group of the protein is preferably carried in a buffered aqueous system, , at a preferred pH of from 5.5 to 8.5, more preferably from 6 to 8 and especially preferably from 6.5 to 7.5, and a preferred reaction temperature of from 0 to 40 °C, more preferably from 0 to 25 and especially preferably from 4 to 21 °C, and for a preferred reaction time of from 0.5 to 24 h,

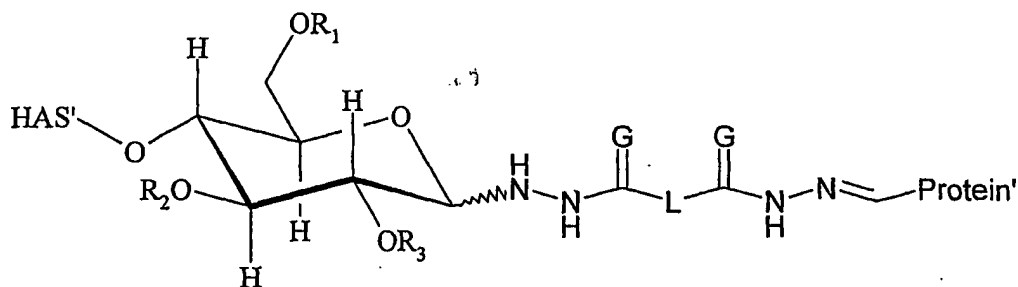
more preferably from 1 to 20 h and especially from 2 to 17 h. The suitable pH value of the reaction mixture may be adjusted by adding at least one suitable buffer. Among the preferred buffers, sodium acetate buffer, phosphate or borate buffers may be mentioned, containing either urea at a preferred concentration of from 0 to 8 M, more preferred from 2 to 8 M and especially preferred from 4 to 8 M, and/or containing SDS at a preferred concentration of from 0 to 1% (w/v), more preferred from 0.4 to 1% (w/v) and especially preferred from 0.8 to 1% (w/v).

The conjugate may be subjected to a further treatment such as an after-treatment like dialysis, centrifugal filtration or pressure filtration, ion exchange chromatography, reversed phase chromatography, HPLC, MPLC, gel filtration and/or lyophilisation.

The present invention also relates to a conjugate comprising a protein and a polymer or a derivative thereof, wherein the polymer is a hydroxyalkyl starch (HAS) and the protein is selected from the group consisting of IFN beta, GM-CSF, APC, tPA, A1AT, AT III, factor VII, factor VIII, and factor IX, said conjugate having a structure according to the formula



and/or



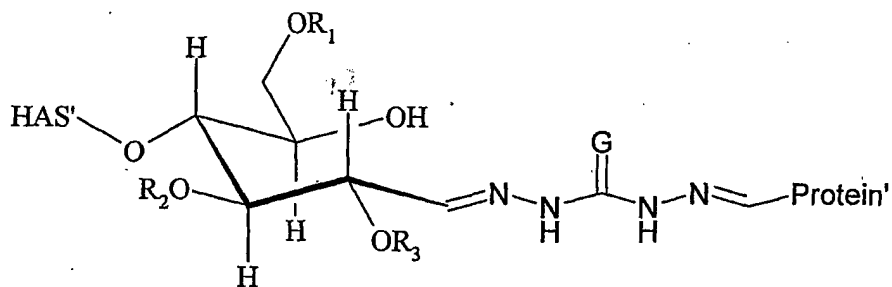
wherein R_1 , R_2 and R_3 are independently hydrogen or a hydroxyalkyl group, a hydroxyaryl group, a hydroxyaralkyl group or a hydroxyalkaryl group having of from 2 to 10 carbon atoms, preferably hydrogen or a hydroxyalkyl group, more preferably hydrogen or a hydroxyethyl group,

wherein G is selected from the group consisting of O and S, preferably O, and

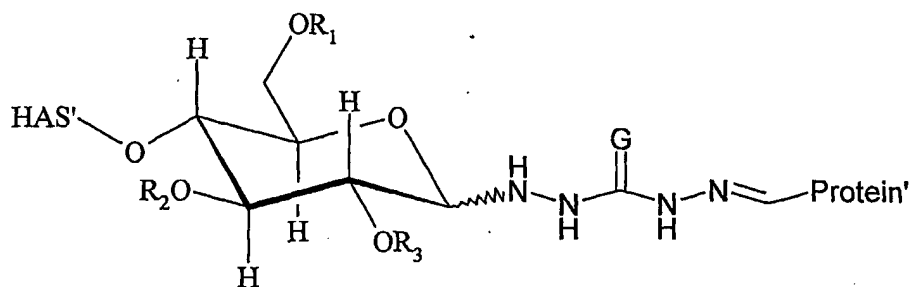
wherein L is an optionally suitably substituted, linear, branched and/or cyclic hydrocarbon residue, optionally comprising at least one heteroatom, preferably an alkyl, aryl, aralkyl, heteroaryl, heteroaralkyl residue having from 2 to 60 carbon atoms.

The present invention also relates to a conjugate as described above, wherein -L- is $-(CH_2)_n$ - with $n = 2, 3, 4, 5, 6, 7, 8, 9, 10$, preferably 2, 3, 4, 5, 6, more preferably 2, 3, 4, and especially preferably 4.

The present invention also relates to a conjugate comprising a protein and a polymer or a derivative thereof, wherein the polymer is a hydroxyalkyl starch (HAS) and the protein is selected from the group consisting of IFN beta, GM-CSF, APC, tPA, A1AT, AT III, factor VII, factor VIII, and factor IX, said conjugate having a structure according to the formula



and/or

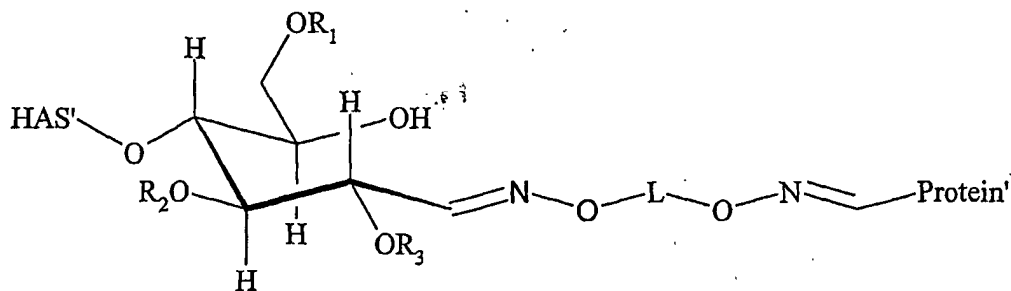


wherein R_1 , R_2 and R_3 are independently hydrogen or a hydroxyalkyl group, a hydroxyaryl group, a hydroxyaralkyl group or a hydroxyalkaryl group having of from 2 to 10 carbon atoms, preferably hydrogen or a hydroxyalkyl group, more preferably hydrogen or a hydroxyethyl group, and

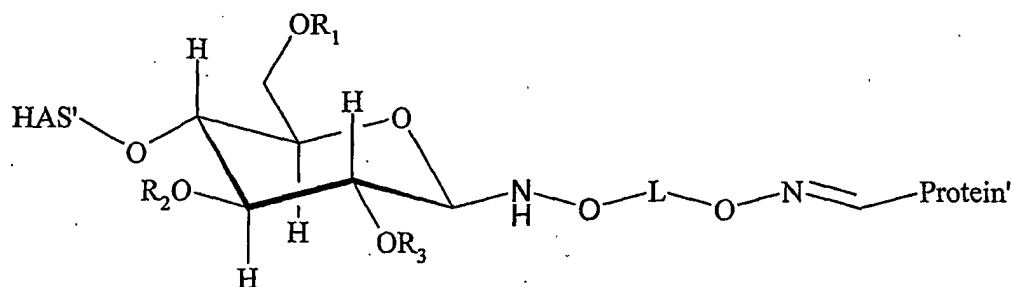
wherein G is selected from the group consisting of O and S, preferably O, and

The present invention also relates to a conjugate comprising a protein and a polymer or a derivative thereof, wherein the polymer is a hydroxyalkyl starch (HAS) and the protein is

selected from the group consisting of IFN beta, GM-CSF, APC, tPA, A1AT, AT III, factor VII, factor VIII, and factor IX, said conjugate having a structure according to the formula



and/or



wherein R₁, R₂ and R₃ are independently hydrogen or a hydroxyalkyl group, a hydroxyaryl group, a hydroxyaralkyl group or a hydroxyalkaryl group having of from 2 to 10 carbon atoms, preferably hydrogen or a hydroxyalkyl group, more preferably hydrogen or a hydroxyethyl group, and

wherein L is an optionally suitably substituted, linear, branched and/or cyclic hydrocarbon residue, optionally comprising at least one heteroatom, preferably an alkyl, aryl, aralkyl, heteroaryl, heteroaralkyl residue having from 2 to 60 carbon atoms.

The present invention also relates to a conjugate as described above, wherein -L- is



wherein R_a, R_b, R_c, R_d are independently hydrogen, alkyl, aryl, preferably hydrogen,

wherein G is selected from the group consisting of O and S, preferably O, and wherein

m 1, 2, 3 or 4, wherein the residues R_a and R_b may be the same or different in the m groups C R_a R_b;

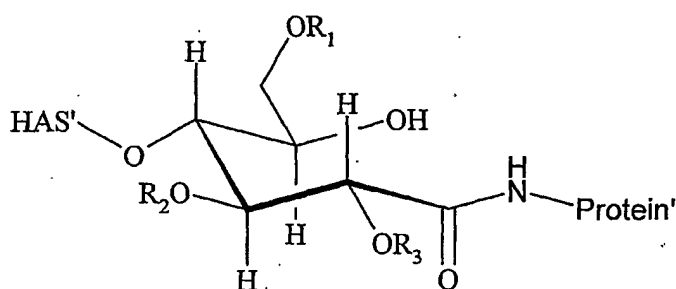
n 0 to 20, preferably 0 to 10, more preferably 1, 2, 3, 4, 5, most preferably 1 or 2;

o 0 to 20, preferably 0 to 10, more preferably 1, 2, 3, 4, 5, most preferably 1 or 2, wherein the residues R_c and R_d may be the same or different in the o groups C R_cR_d;

wherein the integers for n and o are selected in a way that in the formula above no peroxy moiety results, e.g. n and o are not 0 at the same time.

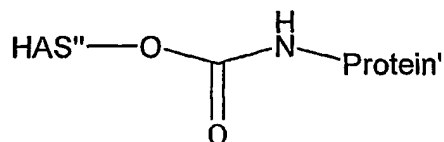
The present invention also relates to a conjugate as described above, wherein R_a , R_b , R_c , R_d are hydrogen, $m = 2$, $n = 1$, and $o = 2$.

The present invention also relates to a conjugate comprising a protein and a polymer or a derivative thereof, wherein the polymer is a hydroxyalkyl starch (HAS) and the protein is selected from the group consisting of IFN alpha, IFN beta, GM-CSF, APC, tPA, A1AT, AT III, factor VII, factor VIII, and factor IX, said conjugate having a structure according to the formula



wherein R_1 , R_2 and R_3 are independently hydrogen or a hydroxyalkyl group, a hydroxyaryl group, a hydroxyaralkyl group or a hydroxyalkaryl group having of from 2 to 10 carbon atoms, preferably hydrogen or a hydroxyalkyl group, more preferably hydrogen or a hydroxyethyl group.

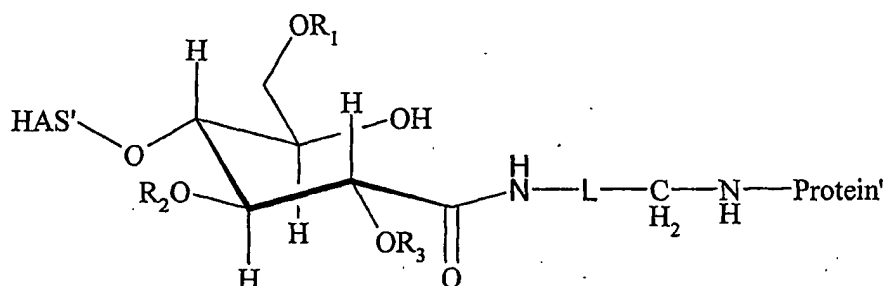
The present invention also relates to a conjugate comprising a protein and a polymer or a derivative thereof, wherein the polymer is a hydroxyalkyl starch (HAS) and the protein is selected from the group consisting of IFN alpha, IFN beta, GM-CSF, APC, tPA, A1AT, AT III, factor VII, factor VIII, and factor IX, having a structure according to the formula



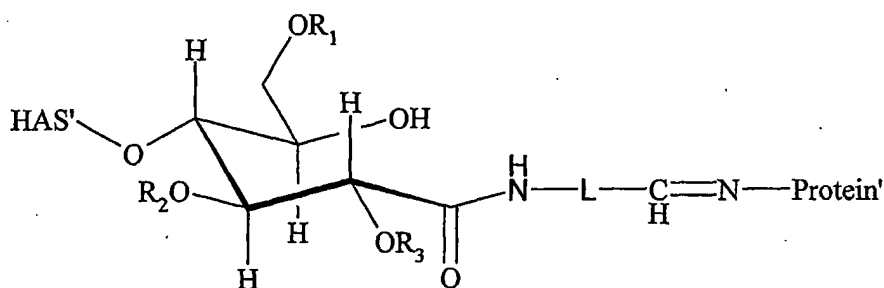
wherein R_1 , R_2 and R_3 are independently hydrogen or a hydroxyalkyl group, a hydroxyaryl group, a hydroxyaralkyl group or a hydroxyalkaryl group having of from 2 to 10 carbon atoms, preferably hydrogen or a hydroxyalkyl group, more preferably hydrogen or a hydroxyethyl group, and

wherein the linkage $-O-(C=O)-$ was formed by a reaction of a carboxy group or a reactive carboxy group with a hydroxy group of the HAS molecule.

The present invention also relates to a conjugate, comprising a protein and a polymer or a derivative thereof, wherein the polymer is a hydroxyalkyl starch (HAS) and the protein is selected from the group consisting of IFN alpha, IFN beta, GM-CSF, APC, tPA, A1AT, AT III, factor VII, factor VIII, and factor IX, said conjugate having a structure according to the formula



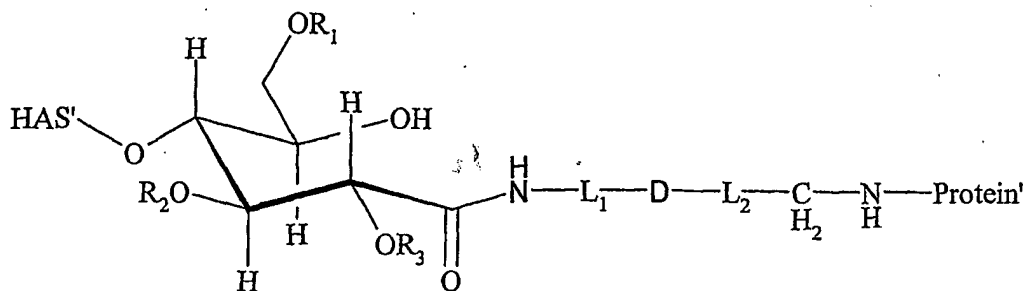
and/or



wherein R₁, R₂ and R₃ are independently hydrogen or a hydroxyalkyl group, a hydroxyaryl group, a hydroxyaralkyl group or a hydroxyalkaryl group having of from 2 to 10 carbon atoms, preferably hydrogen or a hydroxyalkyl group, more preferably hydrogen or a hydroxyethyl group, and

wherein L is an optionally substituted, linear, branched and/or cyclic hydrocarbon residue, optionally comprising at least one heteroatom, having from 1 to 60 preferably from 1 to 40, more preferably from 1 to 20, more preferably from 1 to 10, more preferably from 1 to 6 more preferably from 1 to 2 carbon atoms and especially preferably 1 carbon atom, L being in particular CH₂.

The present invention also relates to a conjugate, comprising a protein and a polymer or a derivative thereof, wherein the polymer is a hydroxyalkyl starch (HAS) and the protein is selected from the group consisting of IFN alpha, IFN beta, GM-CSF, APC, tPA, A1AT, AT III, factor VII, factor VIII, and factor IX, said conjugate having a structure according to the formula



wherein R_1 , R_2 and R_3 are independently hydrogen or a hydroxyalkyl group, a hydroxyaryl group, a hydroxyaralkyl group or a hydroxyalkaryl group having of from 2 to 10 carbon atoms, preferably hydrogen or a hydroxyalkyl group, more preferably hydrogen or a hydroxyethyl group, and

wherein L_1 and L_2 are independently an optionally substituted, linear, branched and/or cyclic hydrocarbon residue, optionally comprising at least one heteroatom, comprising an alkyl, aryl, aralkyl heteroalkyl, and/or heteroaralkyl moiety, said residue having from 1 to 60 preferably from 1 to 40, more preferably from 1 to 20, more preferably from 1 to 10 carbon atoms, and

wherein D is a linkage, preferably a covalent linkage which was formed by a suitable functional group F^2 linked to L_1 and a suitable functional group F_3 linked to L_2 .

The present invention also relates to a conjugate as described above, wherein L_1 is $-(CH_2)_n-$ with $n = 2, 3, 4, 5, 6, 7, 8, 9, 10$, preferably 2, 3, 4, 5, 6, more preferably 2, 3, 4, and especially preferably 4.

The present invention also relates to a conjugate as described above, wherein L_2 comprises an optionally suitably substituted aryl moiety, preferably an aryl moiety containing 6 carbon atoms, L_2 being especially preferably C_6H_4 .

The present invention also relates to a conjugate as described above, wherein is selected from the group consisting of

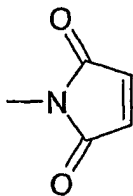
- C-C-double bonds or C-C-triple bonds or aromatic C-C-bonds;
- the thio group or the hydroxy groups;
- alkyl sulfonic acid hydrazide, aryl sulfonic acid hydrazide;
- 1,2-dioles;
- 1,2 amino-thioalcohols;
- azides;

- 1,2-aminoalcohols;
- the amino group $-NH_2$ or derivatives of the amino groups comprising the structure unit $-NH-$ such as aminoalkyl groups, aminoaryl group, aminoaralkyl groups, or alkarlyaminogroups;
- the hydroxylamino group $-O-NH_2$, or derivatives of the hydroxylamino group comprising the structure unit $-O-NH-$, such as hydroxylalkylamino groups, hydroxylarylamino groups, hydroxylaralkylamino groups, or hydroxalalkarylamino groups;
- alkoxyamino groups, aryloxyamino groups, aralkyloxyamino groups, or alkaryloxyamino groups, each comprising the structure unit $-NH-O-$;
- residues having a carbonyl group, $-Q-C(=G)-M$, wherein G is O or S, and M is, for example,
 - $-OH$ or $-SH$;
 - an alkoxy group, an aryloxy group, an aralkyloxy group, or an alkaryloxy group;
 - an alkylthio group, an arylthio group, an aralkylthio group, or an alkarylthio group;
 - an alkylcarbonyloxy group, an arylcarbonyloxy group, an aralkylcarbonyloxy group, an alkarylcarbonyloxy group;
 - activated esters such as esters of hydroxylamines having imid structure such as N-hydroxysuccinimide or having a structure unit $O-N$ where N is part of a heteroaryl compound or, with $G = O$ and Q absent, such as aryloxy compounds with a substituted aryl residue such as pentafluorophenyl, paranitrophenyl or trichlorophenyl;

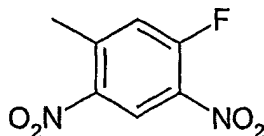
wherein Q is absent or NH or a heteroatom such as S or O;

- $-NH-NH_2$, or $-NH-NH-$;
- $-NO_2$;
- the nitril group;
- carbonyl groups such as the aldehyde group or the keto group;
- the carboxy group;
- the $-N=C=O$ group or the $-N=C=S$ group;
- vinyl halide groups such as the vinyl iodide or the vinyl bromide group or triflate;
- $-C\equiv C-H$;
- $-(C=NH_2Cl)-OAlkyl$

- groups $-(C=O)-CH_2-Hal$ wherein Hal is Cl, Br, or I;
- $-CH=CH-SO_2-$;
- a disulfide group comprising the structure $-S-S-$;



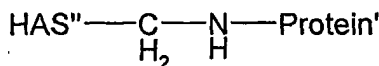
- the group



- the group

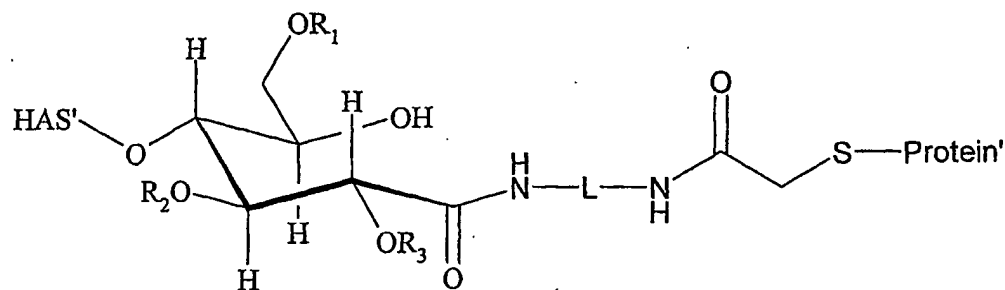
and wherein F_3 is a functional group capable of forming a chemical linkage with F_2 and is preferably selected from the above-mentioned group, F_2 preferably comprising the moiety $-NH-$, more preferably comprising an amino group, F_3 preferably comprising the moiety $-(C=G)-$, more preferably $-(C=O)-$, more preferably the moiety $-(C=G)-G-$, still more preferably $-(C=O)-G-$, and especially preferably $-(C=O)-O$, D being particularly preferably an amide linkage.

The present invention also relates to a conjugate, comprising a protein and a polymer or a derivative thereof, wherein the polymer is a hydroxyalkyl starch (HAS) and the protein is selected from the group consisting of IFN alpha, IFN beta, GM-CSF, APC, tPA, A1AT, AT III, factor VII, factor VIII, and factor IX, said conjugate having a structure according to the formula



wherein the carbon atom of the moiety $-CH_2-NH-$ is derived from an aldehyde group which was introduced in the polymer by a ring-opening oxidation reaction, and wherein the nitrogen atom is derived from an amino group of the protein, wherein HAS'' refers to the HAS molecule without the carbon atom of said aldehyde involved in the reaction.

The present invention also relates to a conjugate, comprising a protein and a polymer or a derivative thereof, wherein the polymer is a hydroxyalkyl starch (HAS) and the protein is selected from the group consisting of IFN alpha, IFN beta, tPA, A1AT, factor VII and factor IX, said conjugate having a structure according to the formula



wherein R_1 , R_2 and R_3 are independently hydrogen or a hydroxyalkyl group, a hydroxyaryl group, a hydroxyaralkyl group or a hydroxyalkaryl group having of from 2 to 10 carbon atoms, preferably hydrogen or a hydroxyalkyl group, more preferably hydrogen or a hydroxyethyl group, and

wherein L is an optionally substituted, linear, branched and/or cyclic hydrocarbon residue, optionally comprising at least one heteroatom, comprising an alkyl, aryl, aralkyl heteroalkyl, and/or heteroaralkyl moiety, said residue having from 2 to 60 preferably from 2 to 40, more preferably from 2 to 20, more preferably from 2 to 10 carbon atoms, and

wherein the sulfur atom is derived from a cysteine residue or a disulfide group of the protein.

The present invention also relates to a conjugate as described above, wherein -L- is



wherein R_a , R_b , R_c , R_d are independently hydrogen, alkyl, aryl, preferably hydrogen,

wherein G is selected from the group consisting of O and S, preferably O, and wherein

m 1, 2, 3 or 4, most preferably 2, wherein the residues R_a and R_b may be the same or different in the m groups (CR_aR_b) ;

n 1 to 20, preferably 1 to 10, most preferably 1, 2, 3, or 4;

o 1 to 20, preferably 1 to 10, more preferably 1, 2, 3, 4, 5, more preferably 1 or 2, most preferably 1, wherein the residues R_c and R_d may be the same or different in the o groups CR_cR_d ;

or

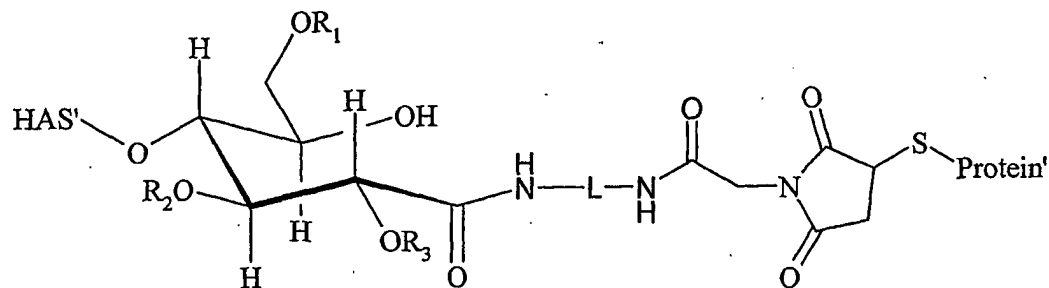
wherein

n 0, and

o 2 to 20, preferably 2 to 10, more preferably 2, 3, 4, 5, 6, 7, or 8, wherein the residues R_c and R_d may be the same or different in the o groups CR_cR_d .

The present invention also relates to a conjugate, comprising a protein and a polymer or a derivative thereof, wherein the polymer is a hydroxyalkyl starch (HAS) and the protein is

selected from the group consisting of IFN alpha, IFN beta, tPA, A1AT, factor VII and factor IX, said conjugate having a structure according to the formula



wherein R_1 , R_2 and R_3 are independently hydrogen or a hydroxyalkyl group, a hydroxyaryl group, a hydroxyaralkyl group or a hydroxyalkaryl group having of from 2 to 10 carbon atoms, preferably hydrogen or a hydroxyalkyl group, more preferably hydrogen or a hydroxyethyl group, and

wherein L is an optionally substituted, linear, branched and/or cyclic hydrocarbon residue, optionally comprising at least one heteroatom, comprising an alkyl, aryl, aralkyl heteroalkyl, and/or heteroaralkyl moiety, said residue having from 2 to 60 preferably from 2 to 40, more preferably from 2 to 20, more preferably from 2 to 10 carbon atoms, and

wherein the sulfur atom is derived from a cysteine residue or a disulfide group of the protein.

The present invention also relates to a conjugate as described above, wherein -L- is



wherein R_a , R_b , R_c , R_d are independently hydrogen, alkyl, aryl, preferably hydrogen,

wherein G is selected from the group consisting of O and S, preferably O, and wherein

m 1, 2, 3 or 4, most preferably 2, wherein the residues R_a and R_b may be the same or different in the m groups (CR_aR_b) ;

n 1 to 20, preferably 1 to 10, most preferably 1, 2, 3, or 4;

o 1 to 20, preferably 1 to 10, more preferably 1, 2, 3, 4, 5, more preferably 1 or 2, most preferably 1, wherein the residues R_c and R_d may be the same or different in the o groups CR_cR_d ;

or

wherein

n 0, and

- o 2 to 20, preferably 2 to 10, more preferably 2, 3, 4, 5, 6, 7, or 8, wherein the residues R_c and R_d may be the same or different in the o groups CR_cR_d .

The present invention also relates to a conjugate as described above, wherein the hydroxyalkyl starch is hydroxyethyl starch.

The present invention also relates to a conjugate as described above, wherein the hydroxyethyl starch has a molecular weight of from 2 to 200 kD, preferably of from 4 to 130 kD, more preferably of from 4 to 70 kD.

According to a further aspect, the present invention relates to a conjugate as described above, or a conjugate, obtainable by a method as described above, for use in a method for the treatment of the human or animal body.

Furthermore, the present invention relates to a pharmaceutical composition comprising in a therapeutically effective amount a conjugate as described above or a conjugate, obtainable by a method as described above.

All protein-HAS conjugates of the present invention are administered by suitable methods such as e.g. entheral, parenteral or pulmonary methods preferably administered by i.v., s.c. or i.m. routes. The specific route chosen will depend upon the condition being treated. Preferably, the conjugates are administered together with a suitable carrier, such as known in the art (e.g. as used in the first generation/unmodified biopharmaceutical, albumin-free or with albumin as an excipient), a suitable diluent, such as sterile solutions for i.v., i.m., or s.c. application. The required dosage will depend on the severity of the condition being treated, the patients individual response, the method of administration used, and the like. The skilled person is able to establish a correct dosage based on his general knowledge.

According to another aspect, the present invention also relates to the use a HAS-, preferably a HES-protein conjugate as described above or a HAS-, preferably a HES-protein conjugate, obtainable by a method as described above, wherein the protein is Factor VIII, for the preparation of a medicament for the treatment of haemophilia A.

According to another aspect, the present invention also relates to the use of a HAS-AT III conjugate as described above or a HAS-protein conjugate, obtainable by a method as

described, for the preparation of a medicament for the treatment of AT III hereditary deficiency, veno-Occlusive disease, burns and heparin resistance in coronary arterial bypass Graft (CABG) surgery, bowel perforation resulting from trauma or gastrointestinal surgery; disseminated intravascular coagulation (DIC) and/or sepsis as well as for the prevention of micro-clot formation associated with ventilation therapy. The pharmaceutical composition comprising the HAS-AT III conjugate of the invention may therefore be used for these purposes.

According to another aspect, the present invention also relates to the use a HAS-, preferably a HES-protein conjugate as described above or a HAS-, preferably a HES-protein conjugate, obtainable by a method as described above, wherein the protein is A1AT, for the preparation of a medicament for the treatment of emphysema, cystic fibrosis, atopic dermatitis, and/or bronchitis. The pharmaceutical composition of the invention comprising the HAS-A1AT-conjugate of the invention may also be used for these purposes.

According to another aspect, the present invention also relates to the use a HAS-, preferably a HES-protein conjugate as described above or a HAS-, preferably a HES-protein conjugate, obtainable by a method as described above, wherein the protein is tPA, for the preparation of a medicament for the treatment of myocardial infarctions (heart attacks), thrombosis, thromboembolism or occlusive diseases, especially occlusive arterial diseases.

According to another aspect, the present invention also relates to the use a HAS-, preferably a HES-protein conjugate as described above or a HAS-, preferably a HES-protein conjugate, obtainable by a method as described above, wherein the protein is APC, for the preparation of a medicament for the treatment of severe sepsis, thrombosis, thromboembolism or occlusive diseases, especially occlusive arterial diseases.

According to another aspect, the present invention also relates to the use a HAS-, preferably a HES-protein conjugate as described above or a HAS-, preferably a HES-protein conjugate, obtainable by a method as described above, wherein the protein is IFN alpha, for the preparation of a medicament for the treatment of leukaemia e.g. hairy cell leukaemia, chronic myelogenous leukaemia, multiple myeloma, follicular lymphoma, cancer, e.g. carcinoid tumour, malignant melanoma and hepatitis, eg. chronic hepatitis B and chronic hepatitis C.

According to another aspect, the present invention also relates to the use a HAS-, preferably a HES-protein conjugate as described above or a HAS-, preferably a HES-protein conjugate, obtainable by a method as described above, wherein the protein is IFN beta, for the preparation of a medicament for the treatment of multiple sclerosis, preferably relapsing forms of multiple sclerosis.

The invention further relates to the use of a GM-CSF-HAS conjugate as described above, for the preparation of a medicament for myeloid reconstitution following bone marrow transplant or induction chemotherapy in older adults with acute myelogenous leukaemia, bone marrow transplant engraftment failure or delay, mobilization and following transplantation of autologous peripheral blood progenitor cells.

The present invention also relates to the use of a HAS-Factor VII conjugate for the preparation of a medicament for the treatment of episodes in hemophilia A or B patients with inhibitors to Factor VIII or Factor IX.

The present invention also relates to the use of a HAS-Factor IX conjugate for the preparation of a medicament for the control and prevention of hemorrhagic episodes in patients with hemophillia B (e.g. congenital factor IX deficiency or Christmas disease), including control and prevention of bleeding in surgical settings.

The invention is further illustrated by the following figures, tables and examples, which are in no way intended to restrict the scope of the present invention.

Short description of the Figures

Figure 1

Figure 1 shows an SDS page analysis of the HES-IFN beta conjugates, produced according to Example 1.2. For gel electrophoresis a XCell Sure Lock Mini Cell (Invitrogen GmbH, Karlsruhe, D) and a Consort E143 power supply (CONSORTnv, Turnhout, B) were employed. A 12% Bis-Tris gel together with a MOPS SDS running buffer at reducing conditions (both Invitrogen GmbH, Karlsruhe, D) were used according to the manufacture's instruction.

- Lane A: Protein marker SeeBlue®Plus2 (Invitrogen GmbH, Karlsruhe, D). Molecular weight marker from top to bottom: 188 kD, 98 kD, 62 kD, 49 kD, 38 kD, 28 kD, 17 kD, 14 kD, 6 kD, 3 kD
- Lane B: Crude product after conjugation of oxidized IFN beta with HES derivative prepared as described in Example 1.1(a)
- Lane C: Crude product after conjugation of oxidized IFN beta with HES derivative prepared as described in Example 1.1(b)
- Lane D: Crude product after conjugation of oxidized IFN beta with HES derivative prepared as described in Example 1.1(c)
- Lane E: Crude product after conjugation of oxidized IFN beta with HES derivative prepared as described in Example 1.1(d)
- Lane F: Crude product after conjugation of oxidized IFN beta with HES derivative prepared as described in Example 1.1(e)
- Lane G: Crude product after conjugation of oxidized IFN beta with HES derivative prepared as described in Example 1.1(f)
- Lane H: Crude product after conjugation of oxidized IFN beta with HES derivative prepared as described in Example 1.1(g)
- Lane I: Crude product after conjugation of oxidized IFN beta with HES derivative prepared as described in Example 1.1(h)
- Lane J: Crude product after conjugation of oxidized IFN beta with HES derivative prepared as described in Example 1.1(i)
- Lane K: Oxidized IFN beta, prepared as in Example 1.2(a)

Figure 2

Figure 2 shows an SDS page analysis of the HES-IFN beta conjugates, produced according to Example 1.4. For gel electrophoresis a XCell Sure Lock Mini Cell (Invitrogen GmbH, Karlsruhe, D) and a Consort E143 power supply (CONSORTnv, Turnhout, B) were employed. A 12% Bis-Tris gel together with a MOPS SDS running buffer at reducing conditions (both Invitrogen GmbH, Karlsruhe, D) were used according to the manufacture's instruction. Samples with a volume greater than 15 µL were concentrated in vacuo to this volume.

- Lane A: Protein marker SeeBlue®Plus2 (Invitrogen GmbH, Karlsruhe, D) Molecular weight marker from top to bottom: 188 kD, 98 kD, 62 kD, 49 kD, 38 kD, 28 kD, 17 kD, 14 kD, 6 kD, 3 kD.
- Lane H: Conjugation of IFN-beta with aldehydo-HES synthesized as described in Example 1.3(a).
- Lane I: Conjugation of IFN-beta with aldehydo-HES synthesized as described in Example 1.3(b).
- Lane J: Control: IFN-beta, treated with sodium borohydride without aldehydo-HES.

Figure 3

Figure 3 shows an SDS page analysis of the HES-IFN alpha conjugates, produced according to Example 2.2. For gel electrophoresis a XCell Sure Lock Mini Cell (Invitrogen GmbH, Karlsruhe, D) and a Consort E143 power supply (CONSORTnv, Turnhout, B) were employed. A 12% Bis-Tris gel together with a MOPS SDS running buffer at reducing conditions (both Invitrogen GmbH, Karlsruhe, D) were used according to the manufacture's instruction. Samples with a volume greater than 15 µl were concentrated in vacuo to this volume.

- Lane A: Protein marker SeeBlue®Plus2 (Invitrogen GmbH, Karlsruhe, D). Molecular weight marker from top to bottom: 188 kD, 98 kD, 62 kD, 49 kD, 38 kD, 28 kD, 17 kD, 14 kD, 6 kD, 3 kD.
- Lane E: Conjugation of IFN-alpha with aldehydo-HES synthesized as described in Example 2.1(a).
- Lane F: Conjugation of IFN-alpha with aldehydo-HES synthesized as described in Example 2.1(b).
- Lane G: Control: IFN-alpha according to Example 2.2, treated with sodium borohydride without aldehydo-HES.

Figure 4

Figure 4 shows an SDS page analysis of the HES-AT III conjugates, produced according to Example 3.2. For gel electrophoresis a XCell Sure Lock Mini Cell (Invitrogen GmbH, Karlsruhe, D) and a Consort E143 power supply (CONSORTnv, Turnhout, B) were employed. A NuPage 3-8% Tris-Acetate gel together with a Tris-Acetate SDS running buffer

at reducing conditions (both Invitrogen GmbH, Karlsruhe, D) were used according to the manufactures instruction.

- Lane A: Protein marker SeeBlue®Plus2 (Invitrogen GmbH, Karlsruhe, D) Molecular weight marker from top to bottom: 188 kD, 98 kD, 62 kD, 49 kD, 38 kD, 28 kD, 17 kD, 14 kD, 6 kD, 3 kD
- Lane B: Crude product after conjugation of oxidized ATIII with HES derivative prepared as described in Example 3.1(a)
- Lane C: Crude product after conjugation of oxidized ATIII with HES derivative prepared as described in Example 3.1(b)
- Lane D: Crude product after conjugation of oxidized ATIII with HES derivative prepared as described in Example 3.1(c)
- Lane E: Crude product after conjugation of oxidized ATIII with HES derivative prepared as described in Example 3.1(d)
- Lane F: Crude product after conjugation of oxidized ATIII with HES derivative prepared as described in Example 3.1(e)
- Lane G: Crude product after conjugation of oxidized ATIII with HES derivative prepared as described in Example 3.1(f)
- Lane H: Crude product after conjugation of oxidized ATIII with HES derivative prepared as described in Example 3.1(g)
- Lane I: Crude product after conjugation of oxidized ATIII with HES derivative prepared as described in Example 3.1(h)
- Lane K: Oxidized ATIII GlycoThera, according to Example 3.2

Figure 5

Figure 5 shows an SDS page analysis of the HES—AT III conjugates, produced according to Example 3.4. For gel electrophoresis a XCell Sure Lock Mini Cell (Invitrogen GmbH, Karlsruhe, D) and a Consort E143 power supply (CONSORTnv, Turnhout, B) were employed. A 3-8% Tris-Acetate gel together with a Tris-Acetate SDS running buffer at reducing conditions (both Invitrogen GmbH, Karlsruhe, D) were used according to the manufacture's instruction.

- Lane A: Protein marker SeeBlue®Plus2 (Invitrogen GmbH, Karlsruhe, D) Molecular weight marker from top to bottom: 188 kD, 98 kD, 62 kD, 49 kD, 38 kD, 28 kD, 17 kD, 14 kD, 6 kD, 3 kD.

- Lane B: Conjugation of AT III with aldehydo-HES synthesized as described in Example 3.3(a).
- Lane C: Conjugation of AT III with aldehydo-HES synthesized as described in Example 3.3(b).
- Lane D: Control: AT III according to Example 3.3, treated with sodium borohydride without aldehydo-HES.

Figure 6

Figure 6 shows the HPGPC (High-Performance Gel Permeation Chromatography) chromatogram with regard to the AT III purified from glycerol according to Example 3.5 (UV and MALLS detector results in a single chromatogram, the x axis relating to time/minutes).

The following parameters were used in the HPGPC analysis:

Column: Superose 12 HR 10/30 300 x 10 mm I.D. (Pharmacia)

Eluent: 27.38 mM Na₂HPO₄; 12.62 mM NaH₂PO₄; 0.2 M NaCl; 0,005 % NaN₃ in 1 l of demineralized water

Flux: 0.24 ml/h

Detector 1: MALLS detector

Detector 2: UV (280 nm)

Detector 3: RI (refractive index detector)

Figure 7

Figure 7 shows the HPGPC (High-Performance Gel Permeation Chromatography) chromatogram with regard to the AT III conjugate according to Example 3.5 (MALLS detector in the upper chromatogram, UV detector in the lower chromatogram, the x axis relating to time/minutes.).

The following parameters were used in the HPGPC analysis:

Column: Superose 12 HR 10/30 300 x 10 mm I.D. (Pharmacia)

Eluent: 27.38 mM Na₂HPO₄; 12.62 mM NaH₂PO₄; 0.2 M NaCl; 0,005 % NaN₃ in 1 l of demineralized water

Flux: 0,24 ml/h

Detector 1: MALLS detector

Detector 2: UV (280 nm)

Detector 3: RI (refractive index detector)

Figure 8

Figure 8 shows an SDS page analysis of the HES—GM-CSF conjugates, produced according to Example 4.2. For gel electrophoresis a XCell Sure Lock Mini Cell (Invitrogen GmbH, Karlsruhe, D) and a Consort E143 power supply (CONSORTnv, Turnhout, B) were employed. A 12% Bis-Tris gel together with a MOPS SDS running buffer at reducing conditions (both Invitrogen GmbH, Karlsruhe, D) were used according to the manufacture's instruction.

- Lane A: Protein marker SeeBlue®Plus2 (Invitrogen GmbH, Karlsruhe, D) Molecular weight marker from top to bottom: 188 kD, 98 kD, 62 kD, 49 kD, 38 kD, 28 kD, 17 kD, 14 kD, 6 kD, 3 kD
- Lane B: Crude product after conjugation of oxidized GM-CSF with HES derivative prepared as described in Example 4.1(a)
- Lane C: Crude product after conjugation of oxidized GM-CSF with HES derivative prepared as described in Example 4.1(b)
- Lane D: Crude product after conjugation of oxidized GM-CSF with HES derivative prepared as described in Example 4.1(c)
- Lane E: Crude product after conjugation of oxidized GM-CSF with HES derivative prepared as described in Example 4.1(d)
- Lane F: Crude product after conjugation of oxidized GM-CSF with HES derivative prepared as described in Example 4.1(e)
- Lane G: Crude product after conjugation of oxidized GM-CSF with HES derivative prepared as described in Example 4.1(f)
- Lane H: Crude product after conjugation of oxidized GM-CSF with HES derivative prepared as described in Example 4.1(g)
- Lane I: Crude product after conjugation of oxidized GM-CSF with HES derivative prepared as described in Example 4.1(g)
- Lane J: Crude product after conjugation of oxidized GM-CSF with HES derivative prepared as described in Example 4.1(h)
- Lane K: Oxidized GM-CSF according to Example 4.2.

Figure 9

Figure 9 shows an SDS page analysis of the HES—GM-CSF conjugates, produced according to Example 4.4. For gel electrophoresis a XCell Sure Lock Mini Cell (Invitrogen GmbH, Karlsruhe, D) and a Consort E143 power supply (CONSORTnv, Turnhout, B) were employed. A 12% Bis-Tris gel together with a MOPS SDS running buffer at reducing conditions (both Invitrogen GmbH, Karlsruhe, D) were used according to the manufacture's instruction. Samples with a volume greater than 15 µL were concentrated in vacuo to this volume.

- Lane A: Protein marker SeeBlue®Plus2 (Invitrogen GmbH, Karlsruhe, D) Molecular weight marker from top to bottom: 188 kD, 98 kD, 62 kD, 49 kD, 38 kD, 28 kD, 17 kD, 14 kD, 6 kD, 3 kD
- Lane H: Conjugation of GM-CSF with aldehydo-HES synthesized as described in Example 4.3(a)
- Lane I: Conjugation of GM-CSF with aldehydo-HES synthesized as described in Example 4.3(b)
- Lane J: Control: GM-CSF according to Example 4.4, treated with sodium borohydride without aldehydoHES

Figure 10

Figure 10 shows an SDS page analysis of the IFN beta-conjugate, produced according to Example 5.2. For gel electrophoresis a XCell Sure Lock Mini Cell (Invitrogen GmbH, Karlsruhe, D) and a Consort E143 power supply (CONSORTnv, Turnhout, B) were employed. A 12% Bis-Tris gel together with a MOPS SDS running buffer at reducing conditions (both Invitrogen GmbH, Karlsruhe, D) were used according to the manufacture's instruction.

- Lane A: Protein marker SeeBlue®Plus2 (Invitrogen GmbH, Karlsruhe, D) Molecular weight marker from top to bottom: 188 kD, 98 kD, 62 kD, 49 kD, 38 kD, 28 kD, 17 kD, 14 kD, 6 kD, 3 kD.
- Lane B: Crude product after conjugation of oxidized IFN beta with hydroxylaminoHES derivative prepared as described in Example 1.1(c).
- Lane C: Oxidized IFN beta.

Figure 11

Figure 11 shows an SDS-PAGE gel of RP-HPLC purified HAS-modified IFN- β (CHO cell). The arrow indicates the migration position of unmodified IFN- β presumably due to forms lacking terminal sialic acid derivatives whereas the HAS modified IFN- β was detected as a broad diffuse Coomassie stained area spanning molecular masses of 35 Kda -120 Kda .

Figure 12

Figure 12 shows a HPAEC-PAD analysis of N-linked oligosaccharides enzymatically released from HAS modified IFN- β

Figure 13

Figure 13 shows a HPAEC-PAD analysis of N-linked oligosaccharides after mild hydrolysis prepared from HAS modified IFN- β

Figure 14A

Figure 14A shows an SDS-PAGE analysis of antithrombin III: 1 = untreated AT III; 2 = periodate treated AT III; 3 = HAS modified AT III; 10 μ g each were applied onto a 10% polyacrylamide gel

Figure 14B

Figure 14B shows an SDS-PAGE analysis of antithrombin III: 1 = untreated AT III; 2 = periodate treated AT III; 3 = HAS modified AT III; 10 μ g each were applied onto a 10% polyacrylamide gel. 1+, 2+ and 3+ indicates AT III samples after de-N-glycosylation with polypeptide N-glycosidase.

Figure 15

Figure 15 shows a HPAEC-PAD analysis of N-linked glycans of AT III samples obtained after polypeptide-N-glycosidase treatment as described in Example 8.6.b). 1 = N-glycans from untreated AT III; 2 = N-glycans from mild periodate treated AT III; 3 = N-glycans from HAS-modified AT III. A = elution area of neutral oligosaccharides including oligomannosidic glycans (with 6 to 9 mannose residues). B= elution area of monosialylated N-glycans; C = elution area of disialylated N-glycans; D = elution area of trisialylated N-glycans. The elution of HAS-modified N-glycans is indicated in trace no. 3.

Figure 16

Figure 16 shows a HPAEC-PAD analysis of desialylated N-glycans (from mild acid treated Example 8.6.c) obtained from AT III samples after polypeptide-N-glycosidase treatment (Example 8.6.b)). 1 = N-glycans from untreated AT III; 2 = N-glycans from mild periodate treated AT III; 3 = N-glycans from HAS-modified AT. In trace no.1 the peak eluting at 16 min represents N-acetylneuraminic acid, the peak at 38 min represents N-glycolylneuraminic acid. The major meak at 19 min represent a diantennary structure with proximal a1-6-linked fucose. The remaining peaks are diantennary without fucose, diantennry minus 1 galactose and oligomannosidic structures with mainly 6-9 mannose residues. The elution position of HAS-modified sialic acid derivatives is indicated in trace no. 3.

Figure 17

Figure 17 shows an SDS-PAGE analysis of HAS(10Kda)-modified GM-CSF

1 = RP-HPLC eluate; 2 = recombinant human GM-CSF starting material. The brackets indicate the migration position of C = only O-glycosylated and non-glycosylated forms; B = GM-CSF forms with a single N-glycosylation site occupied; C = GM-CSF with 2 N-glycosylation sites occupied with carbohydrates (cf. Forno et al., 2004).

Figure 18

Figure 18 shows an SDS-PAGE analysis of HAS(10Kda)-modified (10Kda) GM-CSF

1 = RP-HPLC eluate; 2 = RP-HPLC eluate after digestion with polypeptide N-glycosidase; 3. RP-HPLC eluate after mild acid treatment. The bracket indicates the GM-CSF which is presumably HAS modified at periodate oxidised sialic acid residues attached to O-glycans.

Figure 19

Figure 19 shows an HPAEC-PAD analysis of N-glycans isolated from GM-CSF

Trace 1 = untreated protein; trace 2 = mild periodate oxidised GM-CSF; HAS(10Kda)-modified GM-CSF after purification by RP-HPLC. Arrows A - E indicate the elution positions of asialo, mono-di-, tri- and tetrasialo oligosaccharides. The oligosaccharide composition of the starting material was essentially the same as described in reference Forno et al., 2004.

Figure 20

Figure 20 shows an electrophoresis gel of the crude products after conjugation of oxidized ATIII with HES derivatives according to example 9.3.

For gel electrophoresis a XCell Sure Lock Mini Cell (Invitrogen GmbH, Karlsruhe, D) and a Consort E143 power supply (CONSORTnv, Turnhout, B) were employed. A NuPage 3-8% Tris-Acetate gel together with a Tris-Acetate SDS running buffer at reducing conditions (both Invitrogen GmbH, Karlsruhe, D) were used according to the manufacturers instruction. The gel was stained with Roti-Blue (Carl Roth GmbH + Co.KG, Karlsruhe, D) according to the manufacturer's instruction.

Lane A: Protein marker Roti-Mark STANDARD (Carl Roth GmbH + Co.KG, Karlsruhe, D)
Molecular weight marker from top to bottom: 200 KD, 119 KD, 66 KD, 43 KD, 29 KD, 20 KD, 14.3 KD.

Lane B: Crude product after conjugation of oxidized ATIII with HES derivative prepared as described in Example 9.1(a).

Lane C: Crude product after conjugation of oxidized ATIII with HES derivative prepared as described in Example 9.1(b).

Lane D: Crude product after conjugation of oxidized ATIII with HES derivative prepared as described in Example 9.1(c).

Lane E: Crude product after conjugation of oxidized ATIII with HES derivative prepared as described in Example 9.1(d).

Lane F: Crude product after conjugation of oxidized ATIII with HES derivative prepared as described in Example 9.1(e).

Lane G: Crude product after conjugation of oxidized ATIII with HES derivative prepared as described in Example 9.1(f).

Lane H: Crude product after conjugation of oxidized ATIII with HES derivative prepared as described in Example 9.1(g).

Lane K: Reaction control.

Figure 21

Figure 21 shows an electrophoresis gel of ATIII conjugates produced according to example 9.4. For gel electrophoresis a XCell Sure Lock Mini Cell (Invitrogen GmbH, Karlsruhe, D) and a Consort E143 power supply (CONSORTnv, Turnhout, B) were employed. A NuPage 3-8% Tris-Acetate gel together with a Tris-Acetate SDS running buffer at reducing conditions (both Invitrogen GmbH, Karlsruhe, D) were used according to the manufacturers instruction. The gel was stained with Roti-Blue (Carl Roth GmbH + Co.KG, Karlsruhe, D) according to the manufacturer's instruction.

Lane A: Protein marker Roti-Mark STANDARD (Carl Roth GmbH + Co.KG, Karlsruhe, D)
Molecular weight marker from top to bottom: 200 KD, 119 KD, 66 KD, 43 KD, 29 KD, 20 KD, 14.3 KD.

Lane B: Crude product after conjugation of ATIII with HES derivative prepared as described in Example 9.2(b).

Lane C: Crude product after conjugation of ATIII with HES derivative prepared as described in Example 9.2(d).

Lane D: Reaction control.

Lane E: Protein marker Roti-Mark STANDARD.

Examples

Example 1: Synthesis of IFN beta conjugates

Example 1.1 Synthesis of hydroxyamino functionalized hydroxyethyl starch derivatives

Example 1.1(a) Synthesis of HydroxylaminoHES10/0.4

2 g of HES10/0.4 (MW = 10000 D, DS = 0.4, Supramol Parenteral Colloids GmbH, Rosbach-Rodheim, D) were dissolved in 17 mL 0.1M sodium acetate buffer, pH 5.2 and 20 mmol O-[2-(2-aminooxy-ethoxy)-ethyl]-hydroxyl amine were added. After shaking for 19 h at 22°C, the reaction mixture was added to 100 mL of an ice-cold 1:1 mixture of acetone and ethanol (v/v). The precipitated product was collected by centrifugation at 4°C, re-dissolved in 50 mL water, dialysed for 21 h against water (SnakeSkin dialysis tubing, 3.5 kD cut off, Perbio Sciences Deutschland GmbH, Bonn, D) and lyophilized.

Example 1.1(b) Synthesis of HydroxylaminoHES10/0.7

2 g of HES10/0.7 (MW = 10000 D, DS = 0.7, Supramol Parenteral Colloids GmbH, Rosbach-Rodheim, D) were dissolved in 18 mL 0.1M sodium acetate buffer, pH 5.2 and 20 mmol O-[2-(2-aminooxy-ethoxy)-ethyl]-hydroxyl amine were added. After shaking for 19 h at 22°C, the reaction mixture was added to 100 mL of an ice-cold 1:1 mixture of acetone and ethanol (v/v). The precipitated product was collected by centrifugation at 4°C, re-dissolved in 50 mL

water, dialysed for 21 h against water (SnakeSkin dialysis tubing, 3.5 kD cut off, Perbio Sciences Deutschland GmbH, Bonn, D) and lyophilized.

Example 1.1(c) Synthesis of HydroxylaminoHES50/0.7

2 g of HES50/0.7 (MW = 50000 D, DS = 0.7, Supramol Parenteral Colloids GmbH, Rosbach-Rodheim, D) were dissolved in 20 mL 0.1M sodium acetate buffer, pH 5.2 and 4 mmol O-[2-(2-aminooxy-ethoxy)-ethyl]-hydroxyl amine were added. After shaking for 19 h at 22°C, the reaction mixture was added to 100 mL of an ice-cold 1:1 mixture of acetone and ethanol (v/v). The precipitated product was collected by centrifugation at 4°C, re-dissolved in 50 mL water, dialysed for 21 h against water (SnakeSkin dialysis tubing, 3.5 kD cut off, Perbio Sciences Deutschland GmbH, Bonn, D) and lyophilized.

Example 1.1(d) Synthesis of HydroxylaminoHES50/0.4

2 g of HES50/0.4 (MW = 50000 D, DS = 0.4, Supramol Parenteral Colloids GmbH, Rosbach-Rodheim, D) were dissolved in 20 mL 0.1M sodium acetate buffer, pH 5.2 and 4 mmol O-[2-(2-aminooxy-ethoxy)-ethyl]-hydroxyl amine were added. After shaking for 17.5 h at 22°C, the reaction mixture was added to 70 mL of an ice-cold 1:1 mixture of acetone and ethanol (v/v). The precipitated product was collected by centrifugation at 0°C, washed with 30 mL of an ice-cold 1:1 mixture of acetone and ethanol (v/v), re-dissolved in 50 mL water, dialysed for 19.5 h against water (SnakeSkin dialysis tubing, 3.5 kD cut off, Perbio Sciences Deutschland GmbH, Bonn, D) and lyophilized.

Example 1.1(e) Synthesis of HydroxylaminoHES18/0.4

Oxidized HES was prepared as described in DE 196 28 705 A1. 200 mg of oxidized HES18/0.4 (MW = 18000 D, DS = 0.4) were heated at 80°C in vacuo for 17 h and dissolved in 2 mL dry DMSO (Fluka, Sigma-Aldrich Chemie GmbH, Taufkirchen, D). To the solution 2 mmol O-[2-(2-aminooxy-ethoxy)-ethyl]-hydroxyl amine were added. After incubation for 5 d at 65°C, the reaction mixture was added to 20 mL of ice-cold 2-propanol and was incubated at -20°C for 1 h. The precipitated product was collected by centrifugation at 4°C, washed with 42 ml ice-cold 2-propanol, re-dissolved in 10 mL water, dialysed for 27 h against water (SnakeSkin dialysis tubing, 3.5 kD cut off, Perbio Sciences Deutschland GmbH, Bonn, D) and lyophilized.

Example 1.1(f) Synthesis of HydrazidoHES10/0.4

Oxidized HES was prepared as described in DE 196 28 705 A1. 200 mg of oxidized HES10/0.4 (MW = 10000 D, DS = 0.4, Supramol Parenteral Colloids GmbH, Rosbach-Rodheim, D) were heated at 80°C in vacuo for 17 h and dissolved in 2 mL dry DMSO (Fluka, Sigma-Aldrich Chemie GmbH, Taufkirchen, D). To the solution 2 mmol adipic dihydrazide (Lancaster Synthesis GmbH, Frankfurt/Main D) were added. After incubation for 5 d at 65°C, the reaction mixture was added to 20 mL of ice-cold 2-propanol and was incubated at -20°C for 1 h. The precipitated product was collected by centrifugation at 4°C, washed with 42 ml ice-cold 2-propanol, re-dissolved in 10 mL water, dialysed for 27 h against water (SnakeSkin dialysis tubing, 3.5 kD cut off, Perbio Sciences Deutschland GmbH, Bonn, D) and lyophilized.

Example 1.1(g) Synthesis of CarbohydrazidoHES10/0.4

Oxidized HES was prepared as described in DE 196 28 705 A1. 200 mg of oxidized HES10/0.4 (MW = 10000 D, DS = 0.4, Supramol Parenteral Colloids GmbH, Rosbach-Rodheim, D) were heated at 80°C in vacuo for 17 h and dissolved in 2 mL dry DMSO (Fluka, Sigma-Aldrich Chemie GmbH, Taufkirchen, D). To the solution 2 mmol carbohydrazide (Fluka, Sigma-Aldrich Chemie GmbH, Taufkirchen, D) were added. After incubation for 5 d at 65°C, the reaction mixture was added to 20 mL of ice-cold 2-propanol and was incubated at -20°C for 1 h. The precipitated product was collected by centrifugation at 4°C, washed with 42 ml ice-cold 2-propanol, re-dissolved in 10 mL water, dialysed for 27 h against water (SnakeSkin dialysis tubing, 3.5 kD cut off, Perbio Sciences Deutschland GmbH, Bonn, D) and lyophilized.

Example 1.1(h) Synthesis of HydrazidoHES10/0.4

200 mg of HES10/0.4 (MW = 10000 D, DS = 0.4, Supramol Parenteral Colloids GmbH, Rosbach-Rodheim, D) were dissolved in 2 mL 0.1M sodium acetate buffer, pH 5.2. To the solution 2 mmol adipic dihydrazide (Lancaster Synthesis GmbH, Frankfurt/Main D) were added. After stirring for 19 h at 22°C, the reaction mixture was added to 21 mL of ice-cold 2-propanol and was incubated at -20°C for 1 h. The precipitated product was collected by centrifugation at 4°C, washed with 42 ml ice-cold 2-propanol, re-dissolved in 10 mL water, dialysed for 27 h against water (SnakeSkin dialysis tubing, 3.5 kD cut off, Perbio Sciences Deutschland GmbH, Bonn, D) and lyophilized.

Example 1.1(i) Synthesis of CarbohydrazidoHES10/0.4

200 mg of HES10/0.4 (MW = 10000 D, DS = 0.4, Supramol Parenteral Colloids GmbH, Rosbach-Rodheim, D) were dissolved in 2 mL 0.1M sodium acetate buffer, pH 5.2. To the solution 2 mmol carbonylhydrazide (Fluka, Sigma-Aldrich Chemie GmbH, Taufkirchen, D) were added. After stirring for 19 h at 22°C, the reaction mixture was added to 21 mL of ice-cold 2-propanol and was incubated at -20°C for 1 h. The precipitated product was collected by centrifugation at 4°C, washed with 42 ml ice-cold 2-propanol, re-dissolved in 10 mL water, dialysed for 27 h against water (SnakeSkin dialysis tubing, 3.5 kD cut off, Perbio Sciences Deutschland GmbH, Bonn, D) and lyophilized.

Example 1.2 Synthesis of the IFN beta conjugates

Example 1.2(a) Oxidation of IFN beta

Recombinant human interferon beta-1a comprising identical amino acid sequence as the market products AVONEX™ (BIOGEN) and Rebif (Serono) and was expressed from a CHO cell line transfected as described (Dittmar et al., 1989) and purified as described in Example 6.1. Oxidation was essentially as described in Example 6.2, followed by buffer exchange as described in Example 6.3.

Example 1.2(b) Reaction of oxidized IFN-beta of Example 1.2(a) with HES derivatives of Examples 1.1(a) – 1.1(i)

To 25.9 µL of a solution of oxidized IFN-beta in 0.1 M sodium acetate buffer, pH 5.5, 5.27 µL of a solution of the HES-derivative in 0.1 M sodium acetate buffer, pH 5.5 were added and the solution was incubated for 16.5 h at 22°C. The following concentrations were employed:

- (i) 78.9 mg/mL for HES derivatives prepared according to example 1.1(a), 1.1(b), 1.1(f), 1.1(g), 1.1(h) and 1.1(j)
- (ii) 395 mg/mL for HES derivatives prepared according to example 1.1(c) and 1.1(d)
- (iii) 142 mg/mL for HES derivative prepared according to example 1.1(e)

The respective reaction mixture was analysed by gel electrophoresis (see Figure 1).

Example 1.3 Synthesis of aldehyde functionalized hydroxyethyl starch derivatives

Example 1.3(a) Synthesis of aldehyde-HES10/0.4 from amino-HES10/0.4 and 4-formylbenzoic acid

Oxo-HES10/0.4 (MW = 10 kD, DS = 0.4) was prepared by Supramol Parenteral Colloids GmbH, Rosbach-Rodheim, D; according to DE 196 28 705 A1.

5.1 g (0.51 mmol) of oxo-HES10/0.4 were dissolved in 15 ml anhydrous dimethyl sulfoxide (DMSO, Fluka, Sigma-Aldrich Chemie GmbH, Taufkirchen, D)) and added dropwise under nitrogen to a solution of 5.1 ml (51 mmol) 1,4-diaminobutane in 10 ml anhydrous dimethyl sulfoxide and stirred at 40 °C for 19 h. The reaction mixture was added to a mixture of 80 ml ethanol and 80 ml acetone. The resulting precipitate was separated by centrifugation, washed with a mixture of 20 ml ethanol and 20 ml acetone and re-dissolved in 80 ml water. The solution was dialyzed for 4 days against water (SnakeSkin dialysis tubing, 3.5 kD cut off, Perbio Science Deutschland GmbH, Bonn, D) and subsequently lyophilized. The yield was 67 % (3.4 g) amino-HES10/0.4.

150 mg 4-formylbenzoic acid and 230 mg 1-hydroxy-1H-benzotriazole (both Aldrich, Sigma-Aldrich Chemie GmbH, Taufkirchen, D) were dissolved in 10 ml N,N-dimethylformamide (peptide synthesis grade, Biosolve, Valkenswaard, NL) and 204 µl N,N'-diisopropylcarbodiimide were added. After incubation at 21 °C for 30 min, 1 g of the amino-HES10/0.4 were added. After shaking for 19 h at 22 °C, the reaction mixture was added to 84 ml of an ice-cold 1:1 mixture of acetone and ethanol (v/v). The precipitated product was collected by centrifugation at 4 °C, re-dissolved in 50 ml water, dialysed for 2 d against water (SnakeSkin dialysis tubing, 3.5 kD cut off, Perbio Sciences Deutschland GmbH, Bonn, D) and lyophilized.

Example 1.3(b) Synthesis of aldehydo-HES10/0.4 by periodate oxidation of HES10/0.4 oxidized at its reducing end

Oxo-HES10/0.4 (MW = 10 kD, DS = 0.4) was prepared by Supramol Parenteral Colloids GmbH, Rosbach-Rodheim, D; according to DE 196 28 705 A1

300 mg of oxo-HES10/0.4 were dissolved in 15 ml 20 mM sodium phosphate buffer, pH 7.2. 64.2 mg sodium periodate (Fluka, Sigma-Aldrich Chemie GmbH, Taufkirchen, D) were dissolved in 15 ml of the same buffer. Both solutions were mixed and after incubation for 30 min at 21 °C, 2 ml glycerol were added and the reaction mixture was incubated at 21 °C for

10 min. The reaction mixture was dialysed for 24 h against water (SnakeSkin dialysis tubing, 3.5 kD cut off, Perbio Sciences Deutschland GmbH, Bonn, D) and lyophilized.

Example 1.4 **Synthesis of IFN beta conjugates by reductive amination with aldehyde functionalized hydroxyethyl starch synthesized according to Examples 1.3(a) and 1.3(b)**

Recombinant human interferon beta-1a comprising identical amino acid sequence as the market products AVONEX™ (BIOGEN) and Rebif (Serono) and was expressed from a CHO cell line transfected as described (Dittmar et al., 1989) and purified as described in Example 6.1.

To 40 µl of a solution of IFN beta in 0.1 M sodium acetat buffer pH 5.0 (0.5 mg/ml 5 µl of a solution of the HES-derivative (synthesized as described in Examples 1.3(a) or 1.3(b)) in the same buffer (200 mg/mL) were added. The mixture was cooled to 4 °C and 9 µl of a 120 mM solution of sodium cyanoborohydride in the same buffer at 4 °C were added and the mixture was incubated for 24 h at 4 °C. The crude reaction mixture was analysed by gel electrophoresis. A successful conjugation was observed, as indicated by the migration of the protein band to higher molecular weight (see Figure 2). The increased band-width is due to the molecular weight distribution of the HES derivative used and the number of HES derivatives linked to the protein.

Example 1.5 **Description of IFN beta antiviral activity bioassay –**

General remarks

In the European Pharmacopeia, currently only assays are given for the determination of the activity of Interferon- α and Interferon- γ . However, because the antiviral potency of Interferon- α is measured in these tests using an *in vitro* cytopathic effect (CPE) bioassay as described in Supplement 2001 (chapter 5.6) and as it is applied for the IFN- β drug products approved to date, antiviral activity can be tested in analogy to Interferon- α .

The antiviral activity of IFN- β can be tested utilizing a specific *in vitro* cytopathic effect bioassay e.g. with lung carcinoma cells (A549) and encephalomyo-carditis virus (EMCV). Other possible combinations, which can be used for the determination of the antiviral activity of interferons are WISH cell lines or Madin-Darby bovine kidney (MDBK) cell lines and VSV (vesicular stomatis virus).

Interferon antiviral assay - outline

In a first step the *in vitro* antiviral activity of HES-IFN-beta-conjugates was compared to unmodified IFN-beta.

In the CPE assay (MDBK/VSV), dilutions of standard interferon and HES-IFN-beta-conjugate were compared. The cells were pretreated with the test samples for about 48 h before they were brought into contact with the virus.

After an incubation period (ca. 22 h), the protective effect of the interferon against the viral cytopathic effect was estimated.

Interferon antiviral assay – experimental details

The following steps were performed:

- Interferon solutions were pre-diluted in cell culture medium for MDBK cells (1:10)
These solutions were sequentially diluted to 1:2 – 1:2,097,152 (=1:2²¹)
- 4 replicates (100 µl each well)
- fresh trypsinated MDBK cells were added (5,000 cells/well in 50 µl)
- Incubation: 48 hours at 37°C
- 50 µl prediluted VSV solution was added (250 viruses/well)
- Incubation: 22 hours at 37°C
- Determination of the protective effect of the Interferon against viral cytopathic effect
- Calculation of Interferon titer using the Spearman-Kärber's method

Controls:

MDBK-cells with Interferon-solutions, no virus (negative control)

MDBK-cells without Interferon with virus (positive control)

Results:

Two Interferon beta samples and the respective HES-conjugates were tested in the CPE assay using two different dilutions (estimated 1,000,000 IU/ml and 200,000 IU/ml).

The interferon titer was calculated according to the formula of Spearman and Kärber. The ratio of the activities of the different samples was calculated. Taking into account the *estimated* specific activity of the samples, the EC50 concentrations, at which 50 % of the cells are protected against the virus incubation, were calculated and compared (data not shown).

The modified IFN-beta retained bioactivity.

Example 2 Synthesis of IFN alpha conjugates

Example 2.1(a) Synthesis of aldehydo-HES10/0.4 from amino-HES10/0.4 and 4-formylbenzoic acid

Aldehydo-HES10/0.4 was prepared according to Example 1.3(a).

Example 2.1(b) Synthesis of aldehydo-HES10/0.4 from amino-HES10/0.4 and 4-formylbenzoic acid

Aldehydo-HES10/0.4 was prepared according to Example 1.3(b).

Example 2.2 Synthesis of IFN alpha conjugates by reductive amination with aldehyde functionalized hydroxyethyl starch synthesized according to Examples 2.1(a) and 2.1(b)

Commercially available rhIFN alpha was used (Strathmann Biotec, Hamburg, D, product code hIFNa) was used.

To 15 µl of a solution of IFN beta in 0.1 M sodium acetat buffer pH 5.0 (1 mg/ml) 3.91 µl of a solution of the HES-derivative (synthesized as described in Examples 2.1(a) or .21(b)) in the same buffer (200 mg/mL) were added. The mixture was cooled to 4 °C and 3.78 µl of a 120 mM solution of sodium cyanoborohydride in the same buffer at 4 °C were added and the mixture was incubated for 24 h at 4 °C. The crude reaction mixture was analysed by gel électrophoresis. A successful conjugation was observed, as indicated by the migration of the protein band to higher molecular weight (see Figure 3). The increased band-width is due to the molecular weight distribution of the HES derivatives used and the number of HES derivatives linked to the protein.

Example 3 Synthesis of AT III conjugates

Example 3.1 Synthesis of hydroxyamino functionalized hydroxyethyl starch derivatives**Example 3.1(a) Synthesis of HydroxylaminoHES10/0.4**

2 g of HES10/0.4 (MW = 10000 D, DS = 0.4, Supramol Parenteral Colloids GmbH, Rosbach-Rodheim, D) were dissolved in 17 mL 0.1M sodium acetate buffer, pH 5.2 and 20 mmol O-[2-(2-aminooxy-ethoxy)-ethyl]-hydroxyl amine were added. After shaking for 19 h at 22°C, the reaction mixture was added to 100 mL of an ice-cold 1:1 mixture of acetone and ethanol (v/v). The precipitated product was collected by centrifugation at 4°C, re-dissolved in 50 mL water, dialysed for 21 h against water (SnakeSkin dialysis tubing, 3.5 kD cut off, Perbio Sciences Deutschland GmbH, Bonn, D) and lyophilized.

Example 3.1(b) Synthesis of HydroxylaminoHES10/0.7

2 g of HES10/0.7 (MW = 10000 D, DS = 0.7, Supramol Parenteral Colloids GmbH, Rosbach-Rodheim, D) were dissolved in 18 mL 0.1M sodium acetate buffer, pH 5.2 and 20 mmol O-[2-(2-aminooxy-ethoxy)-ethyl]-hydroxyl amine were added. After shaking for 19 h at 22°C, the reaction mixture was added to 100 mL of an ice-cold 1:1 mixture of acetone and ethanol (v/v). The precipitated product was collected by centrifugation at 4°C, re-dissolved in 50 mL water, dialysed for 21 h against water (SnakeSkin dialysis tubing, 3.5 kD cut off, Perbio Sciences Deutschland GmbH, Bonn, D) and lyophilized.

Example 3.1(c) Synthesis of HydroxylaminoHES50/0.7

2 g of HES50/0.7 (MW = 50000 D, DS = 0.7, Supramol Parenteral Colloids GmbH, Rosbach-Rodheim, D) were dissolved in 20 mL 0.1M sodium acetate buffer, pH 5.2 and 4 mmol O-[2-(2-aminooxy-ethoxy)-ethyl]-hydroxyl amine were added. After shaking for 19 h at 22°C, the reaction mixture was added to 100 mL of an ice-cold 1:1 mixture of acetone and ethanol (v/v). The precipitated product was collected by centrifugation at 4°C, re-dissolved in 50 mL water, dialysed for 21 h against water (SnakeSkin dialysis tubing, 3.5 kD cut off, Perbio Sciences Deutschland GmbH, Bonn, D) and lyophilized.

Example 3.1(d) Synthesis of HydroxylaminoHES18/0.4

Oxidized HES was prepared essentially as described in DE 19628705A1. 200 mg of oxidized HES18/0.4 (MW = 18000 D, DS = 0.4) were heated at 80°C in vacuo for 17 h and dissolved in 2 mL dry DMSO (Fluka, Sigma-Aldrich Chemie GmbH, Taufkirchen, D). To the solution 2

mmol O-[2-(2-aminooxy-ethoxy)-ethyl]-hydroxyl amine were added. After incubation for 5 d at 65°C, the reaction mixture was added to 20 mL of ice-cold 2-propanol and was incubated at -20°C for 1 h. The precipitated product was collected by centrifugation at 4°C, washed with 42 ml ice-cold 2-propanol, re-dissolved in 10 mL water, dialysed for 27 h against water (SnakeSkin dialysis tubing, 3.5 kD cut off, Perbio Sciences Deutschland GmbH, Bonn, D) and lyophilized.

Example 3.1(e) Synthesis of HydrazidoHES10/0.4

Oxidized HES was prepared essentially as described in DE 19628705A1. 200 mg of oxidized HES10/0.4 (MW = 10000 D, DS = 0.4, Supramol Parenteral Colloids GmbH, Rosbach-Rodheim, D) were heated at 80°C in vacuo for 17 h and dissolved in 2 mL dry DMSO (Fluka, Sigma-Aldrich Chemie GmbH, Taufkirchen, D). To the solution 2 mmol adipic dihydrazide (Lancaster Synthesis GmbH, Frankfurt/Main D) were added. After incubation for 5 d at 65°C, the reaction mixture was added to 20 mL of ice-cold 2-propanol and was incubated at -20°C for 1 h. The precipitated product was collected by centrifugation at 4°C, washed with 42 ml ice-cold 2-propanol, re-dissolved in 10 mL water, dialysed for 27 h against water (SnakeSkin dialysis tubing, 3.5 kD cut off, Perbio Sciences Deutschland GmbH, Bonn, D) and lyophilized.

Example 3.1(f) Synthesis of CarbohydrazidoHES10/0.4

Oxidized HES was prepared essentially as described in DE 19628705A1. 200 mg of oxidized HES10/0.4 (MW = 10000 D, DS = 0.4, Supramol Parenteral Colloids GmbH, Rosbach-Rodheim, D) were heated at 80°C in vacuo for 17 h and dissolved in 2 mL dry DMSO (Fluka, Sigma-Aldrich Chemie GmbH, Taufkirchen, D). To the solution 2 mmol carbohydrazide (Fluka, Sigma-Aldrich Chemie GmbH, Taufkirchen, D) were added. After incubation for 5 d at 65°C, the reaction mixture was added to 20 mL of ice-cold 2-propanol and was incubated at -20°C for 1 h. The precipitated product was collected by centrifugation at 4°C, washed with 42 ml ice-cold 2-propanol, re-dissolved in 10 mL water, dialysed for 27 h against water (SnakeSkin dialysis tubing, 3.5 kD cut off, Perbio Sciences Deutschland GmbH, Bonn, D) and lyophilized.

Example 3.1(g) Synthesis of HydrazidoHES10/0.4

200 mg of HES10/0.4 (MW = 10000 D, DS = 0.4, Supramol Parenteral Colloids GmbH, Rosbach-Rodheim, D) were dissolved in 2 mL 0.1M sodium acetate buffer, pH 5.2. To the

solution 2 mmol adipic dihydrazide (Lancaster Synthesis GmbH, Frankfurt/Main D) were added. After stirring for 19 h at 22°C, the reaction mixture was added to 21 mL of ice-cold 2-propanol and was incubated at -20°C for 1 h. The precipitated product was collected by centrifugation at 4°C, washed with 42 ml ice-cold 2-propanol, re-dissolved in 10 mL water, dialysed for 27 h against water (SnakeSkin dialysis tubing, 3.5 kD cut off, Perbio Sciences Deutschland GmbH, Bonn, D) and lyophilized.

Example 3.1(h) Synthesis of CarbohydrazidoHES10/0.4

200 mg of HES10/0.4 (MW = 10000 D, DS = 0.4, Supramol Parenteral Colloids GmbH, Rosbach-Rodheim, D) were dissolved in 2 mL 0.1M sodium acetate buffer, pH 5.2. To the solution 2 mmol carbohydrazide (Fluka, Sigma-Aldrich Chemie GmbH, Taufkirchen, D) were added. After stirring for 19 h at 22°C, the reaction mixture was added to 21 mL of ice-cold 2-propanol and was incubated at -20°C for 1 h. The precipitated product was collected by centrifugation at 4°C, washed with 42 ml ice-cold 2-propanol, re-dissolved in 10 mL water, dialysed for 27 h against water (SnakeSkin dialysis tubing, 3.5 kD cut off, Perbio Sciences Deutschland GmbH, Bonn, D) and lyophilized.

Example 3.2 Synthesis of AT III conjugates

Example 3.2(a) Oxidation of AT III

AT III used was recombinant human AT III (ATryn® from GTC Biotherapeutics).

Oxidation was essentially as described in Example 7.2, followed by buffer exchange as described in Example 7.3.

Example 3.2(b) Reaction of oxidized AT III of Example 3.2(a) with HES derivatives of Examples 3.1(a) – 3.1(h)

To 4 µL of a solution of oxidized ATIII in 0.1 M sodium acetate buffer, pH 5.5, 3 µL of a solution of the HES-derivative in 0.1 M sodium acetate buffer, pH 5.5 were added and the solution was incubated for 16.5 h at 22°C. The following concentrations were employed:

- (i) 57 mg/mL for HES derivatives prepared according to example 3.1(a), 3.1(b), 3.1(e), 3.1(f), 3.1(g) and 3.1(h)
- (ii) 287 mg/mL for HES derivatives prepared according to example 3.1(c)
- (iii) 103 mg/mL for HES derivative prepared according to example 3.1(d)

The reaction mixture was analysed by gel electrophoresis (see Figure 4).

Example 3.3 Synthesis of AT III conjugates

Example 3.3(a) Synthesis of aldehydo-HES10/0.4 from amino-HES10/0.4 and 4-formylbenzoic acid

Aldehydo-HES10/0.4 was prepared according to Example 1.3(a).

Example 3.3(b) Synthesis of aldehydo-HES10/0.4 from amino-HES10/0.4 and 4-formylbenzoic acid

Aldehydo-HES10/0.4 was prepared according to Example 1.3(b).

Example 3.4 Synthesis of AT III conjugates by reductive amination with aldehyde functionalized hydroxyethyl starch synthesized according to Examples 3.3(a) and 3.3(b)

AT III used was recombinant human AT III (ATryn® from GTC Biotherapeutics).

To 6.67 µl of a solution of AT III in 0.1 M sodium acetat buffer pH 5.0 (3 mg/ml) 1.73 µl of a solution of the HES-derivative (synthesized as described in Examples 3.3(a) or 3.3(b)) in the same buffer (200 mg/mL) were added. The mixture was cooled to 4 °C and 1.68 µl of a 120 mM solution of sodium cyanoborohydride in the same buffer at 4 °C were added and the mixture was incubated for 24 h at 4 °C. The crude reaction mixture was analysed by gel electrophoresis. A successful conjugation was observed, as indicated by the migration of the protein band to higher molecular weight (see Figure 5). The increased band-width is due to the molecular weight distribution of the HES derivative used and the number of HES derivatives linked to the protein.

Example 3.5 Synthesis of AT III conjugates by reaction of hydroxyethyl starch having a reactive ester group with AT III

An AT III solution with a concentration of about 25 mg/ml in a 5 mM sodium citrate buffer, 66 mM glycerol, 67 mM NaCl, pH about 7 was used for this Example.

AT III used was recombinant human AT III (ATryn® from GTC Biotherapeutics).

AT III was liberated from unwanted glycerol by ultrafiltration with a phosphate buffer, pH 7.2, and a membrane with a cut-off of 10 kD. The final concentration of the resulting purified solution was about 25 mg/1.25 ml. The quality of the protein was controlled by HPGPC analysis (see Figure 6).

The following parameters were used in the HPGPC analysis:

Column: Superose 12 HR 10/30 300 x 10 mm I.D. (Pharmacia)

Eluent: 27.38 mM Na₂HPO₄; 12.62 mM NaH₂PO₄; 0.2 M NaCl; 0,005 % NaN₃ in 1 l of demineralized water

Flux: 0,24 ml/h

Detector 1: MALLS detector

Detector 2: UV (280 nm)

Detector 3: RI

Oxo-HES10/0.4 (MW = 10,559 D, DS = 0.4) was prepared by Supramol Parenteral Colloids GmbH, Rosbach-Rodheim, D; according to DE 196 28 705 A1. The degree of oxidation of oxo-HES was 95 %

52 mg of oxo-HES10/0.4 were dissolved in 0.2 ml anhydrous DMF. To this solution, 2.6 mg of N,N'-disuccinimidyl carbonate were added, and the mixture was stirred for 2 h at room temperature.

0.5 ml of 1 M sodium bicarbonate solution were added to 0.5 ml of the AT III solution resulting in a solution having a concentration of about 10 mg/ml AT III, pH 8.2. To this solution, the solution containing the reactive oxo-HES, as prepared above, was added in portions of 50 µl until, after about 30 min., the reaction had come to an end. Then, the pH of the mixture was adjusted to 7 using 0.1 N HCl and freezeed at -18 °C until A HPGPC analysis (High-Performance Gel Permeation Chromatography) gave a yield of about 60 % conjugate. This result is shown in Fig. 7.

The following parameters were used in the HPGPC analysis:

Column: Superose 12 HR 10/30 300 x 10 mm I.D. (Pharmacia)

Eluent: 27.38 mM Na₂HPO₄; 12.62 mM NaH₂PO₄; 0.2 M NaCl; 0,005 % NaN₃ in 1 l of demineralized water

Flux: 0,24 ml/h
Detector 1: MALLS detector
Detector 2: UV (280 nm)
Detector 3: RI

Example 4 Synthesis of GM-CSF conjugates

Example 4.1 Synthesis of hydroxyamino functionalized hydroxyethyl starch derivatives

Example 4.1(a) Synthesis of HydroxylaminoHES10/0.4

2 g of HES10/0.4 (MW = 10000 D, DS = 0.4, Supramol Parenteral Colloids GmbH, Rosbach-Rodheim, D) were dissolved in 17 mL 0.1M sodium acetate buffer, pH 5.2 and 20 mmol O-[2-(2-aminooxy-ethoxy)-ethyl]-hydroxyl amine were added. After shaking for 19 h at 22°C, the reaction mixture was added to 100 mL of an ice-cold 1:1 mixture of acetone and ethanol (v/v). The precipitated product was collected by centrifugation at 4°C, re-dissolved in 50 mL water, dialysed for 21 h against water (SnakeSkin dialysis tubing, 3.5 kD cut off, Perbio Sciences Deutschland GmbH, Bonn, D) and lyophilized.

Example 4.1(b) Synthesis of HydroxylaminoHES10/0.7

2 g of HES10/0.7 (MW = 10000 D, DS = 0.7, Supramol Parenteral Colloids GmbH, Rosbach-Rodheim, D) were dissolved in 18 mL 0.1M sodium acetate buffer, pH 5.2 and 20 mmol O-[2-(2-aminooxy-ethoxy)-ethyl]-hydroxyl amine were added. After shaking for 19 h at 22°C, the reaction mixture was added to 100 mL of an ice-cold 1:1 mixture of acetone and ethanol (v/v). The precipitated product was collected by centrifugation at 4°C, re-dissolved in 50 mL water, dialysed for 21 h against water (SnakeSkin dialysis tubing, 3.5 kD cut off, Perbio Sciences Deutschland GmbH, Bonn, D) and lyophilized.

Example 4.1(c) Synthesis of HydroxylaminoHES50/0.7

2 g of HES50/0.7 (MW = 50000 D, DS = 0.7, Supramol Parenteral Colloids GmbH, Rosbach-Rodheim, D) were dissolved in 20 mL 0.1M sodium acetate buffer, pH 5.2 and 4 mmol O-[2-(2-aminooxy-ethoxy)-ethyl]-hydroxyl amine were added. After shaking for 19 h at 22°C, the reaction mixture was added to 100 mL of an ice-cold 1:1 mixture of acetone and ethanol (v/v). The precipitated product was collected by centrifugation at 4°C, re-dissolved in 50 mL

water, dialysed for 21 h against water (SnakeSkin dialysis tubing, 3.5 kD cut off, Perbio Sciences Deutschland GmbH, Bonn, D) and lyophilized.

Example 4.1(d) Synthesis of HydroxylaminoHES50/0.4

2 g of HES50/0.4 (MW = 50000 D, DS = 0.4, Supramol Parenteral Colloids GmbH, Rosbach-Rodheim, D) were dissolved in 20 mL 0.1M sodium acetate buffer, pH 5.2 and 4 mmol O-[2-(2-aminooxy-ethoxy)-ethyl]-hydroxyl amine were added. After shaking for 17.5 h at 22°C, the reaction mixture was added to 70 mL of an ice-cold 1:1 mixture of acetone and ethanol (v/v). The precipitated product was collected by centrifugation at 0°C, washed with 30 mL of an ice-cold 1:1 mixture of acetone and ethanol (v/v), re-dissolved in 50 mL water, dialysed for 19.5 h against water (SnakeSkin dialysis tubing, 3.5 kD cut off, Perbio Sciences Deutschland GmbH, Bonn, D) and lyophilized.

Example 4.1(e) Synthesis of HydroxylaminoHES18/0.4

Oxidized HES was prepared as described in DE 19628705A1. 200 mg of oxidized HES18/0.4 (MW = 18000 D, DS = 0.4) were heated at 80°C in vacuo for 17 h and dissolved in 2 mL dry DMSO (Fluka, Sigma-Aldrich Chemie GmbH, Taufkirchen, D). To the solution 2 mmol O-[2-(2-aminooxy-ethoxy)-ethyl]-hydroxyl amine were added. After incubation for 5 d at 65°C, the reaction mixture was added to 20 mL of ice-cold 2-propanol and was incubated at -20°C for 1 h. The precipitated product was collected by centrifugation at 4°C, washed with 42 ml ice-cold 2-propanol, re-dissolved in 10 mL water, dialysed for 27 h against water (SnakeSkin dialysis tubing, 3.5 kD cut off, Perbio Sciences Deutschland GmbH, Bonn, D) and lyophilized.

Example 4.1(f) Synthesis of HydrazidoHES10/0.4

Oxidized HES was prepared essentially as described in DE 19628705A1. 200 mg of oxidized HES10/0.4 (MW = 10000 D, DS = 0.4, Supramol Parenteral Colloids GmbH, Rosbach-Rodheim, D) were heated at 80°C in vacuo for 17 h and dissolved in 2 mL dry DMSO (Fluka, Sigma-Aldrich Chemie GmbH, Taufkirchen, D). To the solution 2 mmol adipic dihydrazide (Lancaster Synthesis GmbH, Frankfurt/Main D) were added. After incubation for 5 d at 65°C, the reaction mixture was added to 20 mL of ice-cold 2-propanol and was incubated at -20°C for 1 h. The precipitated product was collected by centrifugation at 4°C, washed with 42 ml ice-cold 2-propanol, re-dissolved in 10 mL water, dialysed for 27 h

against water (SnakeSkin dialysis tubing, 3.5 kD cut off, Perbio Sciences Deutschland GmbH, Bonn, D) and lyophilized.

Example 4.1(g) Synthesis of CarbohydrazidoHES10/0.4

Oxidized HES was prepared as described in DE 19628705A1. 200 mg of oxidized HES10/0.4 (MW = 10000 D, DS = 0.4, Supramol Parenteral Colloids GmbH, Rosbach-Rodheim, D) were heated at 80°C in vacuo for 17 h and dissolved in 2 mL dry DMSO (Fluka, Sigma-Aldrich Chemie GmbH, Taufkirchen, D). To the solution 2 mmol carbohydrazide (Fluka, Sigma-Aldrich Chemie GmbH, Taufkirchen, D) were added. After incubation for 5 d at 65°C, the reaction mixture was added to 20 mL of ice-cold 2-propanol and was incubated at -20°C for 1 h. The precipitated product was collected by centrifugation at 4°C, washed with 42 ml ice-cold 2-propanol, re-dissolved in 10 mL water, dialysed for 27 h against water (SnakeSkin dialysis tubing, 3.5 kD cut off, Perbio Sciences Deutschland GmbH, Bonn, D) and lyophilized.

Example 4.1(h) Synthesis of HydrazidoHES10/0.4

200 mg of HES10/0.4 (MW = 10000 D, DS = 0.4, Supramol Parenteral Colloids GmbH, Rosbach-Rodheim, D) were dissolved in 2 mL 0.1M sodium acetate buffer, pH 5.2. To the solution 2 mmol adipic dihydrazide (Lancaster Synthesis GmbH, Frankfurt/Main D) were added. After stirring for 19 h at 22°C, the reaction mixture was added to 21 mL of ice-cold 2-propanol and was incubated at -20°C for 1 h. The precipitated product was collected by centrifugation at 4°C, washed with 42 ml ice-cold 2-propanol, re-dissolved in 10 mL water, dialysed for 27 h against water (SnakeSkin dialysis tubing, 3.5 kD cut off, Perbio Sciences Deutschland GmbH, Bonn, D) and lyophilized.

Example 4.1(i) Synthesis of Carbohydrazido HES10/0.4

200 mg of HES10/0.4 (MW = 10000 D, DS = 0.4, Supramol Parenteral Colloids GmbH, Rosbach-Rodheim, D) were dissolved in 2 mL 0.1M sodium acetate buffer, pH 5.2. To the solution 2 mmol carbohydrazide (Fluka, Sigma-Aldrich Chemie GmbH, Taufkirchen, D) were added. After stirring for 19 h at 22°C, the reaction mixture was added to 21 mL of ice-cold 2-propanol and was incubated at -20°C for 1 h. The precipitated product was collected by centrifugation at 4°C, washed with 42 ml ice-cold 2-propanol, re-dissolved in 10 mL water, dialysed for 27 h against water (SnakeSkin dialysis tubing, 3.5 kD cut off, Perbio Sciences Deutschland GmbH, Bonn, D) and lyophilized.

Example 4.2 **Synthesis of GM-CSF conjugates****Example 4.2(a)** **Oxidation of GM-CSF**

GM-CSF was purified as described in Example 8.1. Oxidation was essentially as described in Example 8.2, followed by buffer exchange as described in Example 8.3.

Example 4.2(b) **Reaction of oxidized GM-CSF of Example 4.2(a) with HES derivatives of Examples 4.1(a) – 4.1(i)**

To 27 μL of a solution of oxidized GM-CSF in 0.1 M sodium acetate buffer, pH 5.5, 3.81 μL of a solution of the HES-derivative in 0.1 M sodium acetate buffer, pH 5.5 were added and the solution was incubated for 16.5 h at 22°C. The following concentrations were employed:

- (i) 78.9 mg/mL for HES derivatives prepared according to example 4.1(a), 4.1(b), 4.1(f), 4.1(g), 4.1(h) and 4.1(i)
- (ii) 395 mg/mL for HES derivatives prepared according to example 4.1(c) and 4.1(d)
- (iii) 142 mg/mL for HES derivative prepared according to example 4.1(e)

The reaction mixture was analysed by gel electrophoresis (see Figure 8).

Example 4.3 **Synthesis of GM-CSF conjugates****Example 4.3(a)** **Synthesis of aldehydo-HES10/0.4 from amino-HES10/0.4 and 4-formylbenzoic acid**

Aldehydo-HES10/0.4 was prepared according to Example 1.3(a).

Example 4.3(b) **Synthesis of aldehydo-HES10/0.4 from amino-HES10/0.4 and 4-formylbenzoic acid**

Aldehydo-HES10/0.4 was prepared according to Example 1.3(b).

Example 4.4 **Synthesis of GM-CSF conjugates by reductive amination with aldehyde functionalized hydroxyethyl starch synthesized according to Examples 4.3(a) and 4.3(b)**

To 20 μl of a solution of GM-CSF in 0.1 M sodium acetat buffer pH 5.0 (1 mg/ml) 1.91 μl of a solution of the HES-derivative (synthesized as described in Examples 3.3(a) or 3.3(b)) in the

same buffer (200 mg/mL) were added. The mixture was cooled to 4 °C and 4.38 µl of a 120 mM solution of sodium cyanoborohydride in the same buffer at 4 °C were added and the mixture was incubated for 24 h at 4 °C. The crude reaction mixture was analysed by gel electrophoresis. A successful conjugation was observed, as indicated by the migration of the protein band to higher molecular weight (see Figure 9). The increased band-width is due to the molecular weight distribution of the HES derivative used and the number of HES derivatives linked to the protein.

Example 5 Synthesis of AT III, IFN beta and GM-CSF conjugates with hydroxylamino functionalized hydroxyethyl starch

Example 5.1 Synthesis of hydroxylamino functionalized hydroxyethyl starch

- (a) HydroxylaminoHES10/0.4 was synthesized as described in Example 1.1(a) hereinabove.
- (b) HydroxylaminoHES50/0.7 was synthesized as described in Example 1.1(c) hereinabove.

Example 5.2 Synthesis of an IFN beta conjugate with hydroxylaminoHES 50/0.7 according to Example 5.1(b)

To 1190 µL of a solution of oxidized IFN beta in 0.1 M sodium acetate buffer, pH 5.5 (obtained after the step of Example 6.3), a solution of 81.4 mg of hydroxylaminoHES50/0.7 in 200 µL 0.1 M sodium acetate buffer, pH 5.5 were added and the solution was incubated for 19 h at 22°C.

The reaction mixture was analysed by gel electrophoresis (see Figure 10).

Example 5.3 Synthesis of an AT III conjugate with hydroxylaminoHES 10/0.4 according to Example 5.1(a)

To 500 µL of a solution of oxidized AT III in 0.1 M sodium acetate buffer, pH 5.5 (obtained after the step of Example 7.3) a solution of 21.6 mg of HydroxylaminoHES10/0.4 in 1500 µL 0.1 M sodium acetate buffer, pH 5.5 were added and the solution was incubated for 20.5 h at 22°C.

Example 5.4 Synthesis of a GM-CSF conjugate with hydroxylaminoHES 10/0.4 according to Example 5.1(a)

To 720 μ L of a solution of oxidized GM-CSF in 0.1 M sodium acetate buffer, pH 5.5 (obtained after the step of Example 8.3), a solution of 14.0 mg of HydroxylaminoHES10/0.4 in 180 μ L 0.1 M sodium acetate buffer, pH 5.5 were added and the solution was incubated for 18 h at 22°C.

Example 6 Further characterization of conjugates of IFN-beta1a

Example 6.1(a) Purification and analysis of human recombinant interferon beta

Recombinant human interferon beta-1a comprising identical amino acid sequence as the market products AVONEXTM (BIOGEN) and Rebif (Serono) and was expressed from a CHO cell line transfected as described (Dittmar et al., 1989) IFN- β was purified by a three step procedure comprising adsorption of the culture supernatant onto Blue Sepharose, elution with 0.05 M Na-Phosphate buffer pH 7.0 containing 0.7 M NaCl +60% ethylene glycol and chromatography on a 10ml FF Zn-chelate column at ambient temperature. The column was pre-equilibrated with 30 ml 20 mM Na-phosphate buffer, 0.3M NaCl, pH 7.4. Sample was applied after 1:2 dilution with 15ml 20 mM Na-phosphate, pH 7.2-7.5. The column was then washed with 25 ml 20 mM Na-phosphate, 0.3M NaCl, pH 7.4, followed by elution I (20ml 0.1 M Na-acetate, 0.5 M NaCl, pH 5.9) and elution II (15 ml 0.1 M Na-acetate, 0.5 M NaCl, pH 4.7). Final purification was performed by RP-HPLC on a Vydac C4 column equilibrated in 0.1% TFA (solvent A) using a gradient from 0 – 100 % solvent B (80% acetonitrile in 0.1% TFA).

Example 6.1(b)

The IFN-beta 1a used was > 95% pure (based on SDS-PAGE analysis and RP-HPLC and contained < 5% of dimers (nonreducing conditions). The carbohydrate structures of the preparation was essentially the same as those in AVONEXTM and showed the presence of 42 % of diantennary structures, 16 % of diantennary minus proximal fucose, 12% triantennary, 7% tetraantennary and 9% triantennary with 1 N-acetyllactosamine repeat (the remaining 12 % were agalacto structures and small amounts of chains with peripheral fucose). Based on HPAEC-PAD response about 14 % of oligosaccharide chains were asialo, 21 % were monosialo, 35 % were disialo and 19% were trisialo. Small amounts of tetrasialo structures were present. The vast majority of sialic acids was found as N-acetylneuraminic acid and < 5% of N-glycolylneuraminic acid was present in the preparation, therefore the preparation

used resembles more the AVONEX™ market product since Rebif (Serono product) contains >15% of N-glycolylneuraminic acid (data not shown).

Example 6.2 **Periodate oxidation of N-acetylneuraminic acid residues by mild perjodate treatment of IFN-β1a from CHO cells**

To a 500 µg/ml solution of IFN-β (in 0,1M Na-acetate buffer pH5,5 precooled and kept at 0°C) was added an ice-cold solution of 10mM Natrium-meta-periodate resulting in a final concentration of 1mM Natrium-meta-perjodate . The mixture was incubated at 0°C for 1 hour in an ice-bath in the dark and the reaction was terminated by addition of 20µl of glycerol and incubated for further 5 minutes. Subsequently IFN-β samples were concentrated using a Vivaspin concentrator unit as described below.

Example 6.3 **Buffer exchange of perjodate oxidised IFN-β1a for subsequent Hesylation**

Buffer exchange was performed using 0.5 ml Vivaspin 2 concentrator units (Vivaspin AG, Hannover, Germany) with a polyethersulfone (PES) membrane and a 10 Kda cut-off. First, the concentrator unit was washed by addition of 0.5 ml of 0.1 M Na-acetate buffer pH 5.5 and centrifugation at 4000 rpm at 6°C in a Megafuge 1.0R (Kendro Laboratory Equipment, Osterode, Germany). Subsequently, 0.5 ml of the perjodate oxidised IFN-β solution was added to the concentrator unit and was centrifuged at 4000 rpm for 25min until an at least 5-fold concentration was achieved. 0.1 M Na-acetate buffer pH 5.5 was added to the concentrate to a final volume of 0.5 ml which was centrifuged as described above . The centrifugation cycle was repeated 3 times, the final concentrate was removed and transferred into a 2ml plastic vial (Eppendorff, Germany) and kept on ice until further use in the HAS-modification reaction.

Example 6.4 **Synthesis of conjugates of HAS and IFN-β**

Synthesis was carried out as described in Example 5.2. above.

Example 6.5 **Separation of HESylated IFN-β and excess HAS derivatives from incubations of the periodate-oxidized protein with Hydroxylamino-HES 50/0.7.**

Summary: RP-HPLC Runs were performed at room temperature using an ÄKTA explorer 10 equipment and flow rate of 1.25 ml/min. Aliquots of the incubation mixtures containing

400 µg IFN-β were applied onto a 250 mm x 10 mm C₁₈-phase column equilibrated with 1.25 CV of 11% Solvent B (0.1 % TFA, 90% acetonitrile) and 89% Solvent A (0.1% TFA). The samples (ca. 1.25 ml) were then injected and the sample loop was washed with 11 ml of 11% solvent B. Following washing of the column with 0.2 CV of 11% solvent B, a linear gradient from 11% to 90% solvent B over 2 CV was applied. Elution of the column was continued by using 0.8 CV of 90% solvent B, and finally the column was re-equilibrated with 1.0 CV of 11% Solvent B.

The IFN-β proteins eluted in a volume of 7.5 ml at a concentration of 62% solvent B. The recovery of the protein was 60% (HES IFN-β CHO) based on the specific peak area of 790 mAU x ml x mg⁻¹ that was obtained with a standard IFN-β preparation on a C₄-phase column by using the same equipment.

Materials and Methods for Example 6.5

Equipment and Materials

Equipment:	ÄKTA explorer 10 (Amersham Pharmacia Biotech), with: Pump P-903 Mixer M-925, with 0.6 ml chamber Monitor UV-900, with 10 mm flow cell Monitor pH/C-900 Fraction Collector Frac-900 Sample loop 2 ml Software Unicorn Version 3.21
Column:	250 mm x 10 mm, Macherey-Nagel 250-1/2"-10 Nucleosil 7 C18, Cat. No. 715002, Lot-No. 4020854
Column volume:	20 ml
Flow rate:	1.25 ml/min
Solvent A:	0.1% TFA in HPLC-water
Solvent B:	90% acetonitrile, 0.1% TFA in HPLC-water

Method for the RP-HPLC run of Example 6.5

Volume	Step	Solvent A	Solvent B
0.25 CV	Equilibration	89%	11%
11 ml	Sample injection	89%	11%
	Fractionation	89%	11%
0.20 CV	Wash out unbound sample	89%	11%
2.00 CV	Linear gradient	89-10%	11-90%

0.80 CV	Isocratic	10%	90%
	End Fractionation	10%	90%
1.00 CV	Re-equilibration	89%	11%

Detection: A 280 nm
 A 221 nm
 A 206 nm
 Conductivity

Fractionation: 1.25 ml / fraction

Example 6.6 Analytical Experiments:

Example 6.6(a) Liberation of N-linked oligosaccharides with recombinant polypeptide N-glycosidase (Roche, Penzberg, Germany)

To 100-120 µg of native, periodated oxidised or HAS-modified IFN-β1a in 50 mM Naphosphate buffer pH 7.2 were added 25µl of recombinant polypeptide N-glycosidase (Roche, Penzberg, Germany; 250units/250µl lot: 101610420). The reaction mixture was incubated at 37°C for 12- 18 hours and the release of N-glycosidically bound oligosaccharides was checked by SDS-PAGE analysis of 3-5µg protein under reducing conditions and subsequent staining of protein bands with Coomassie Blue (Carl Roth GmbH Karlsruhe, Germany) and detection of the specific shift of the IFN-beta protein band to the migration position of the de-N-glycosylated form.

Example 6.6.(b)

The released N-glycans were separated from the polypeptide by addition of 3 volumes of -20°C 100 % ethanol and incubation at -20°C was performed for at least 2 hours. The precipitated protein was removed by centrifugation at 13,000 rpm for 10 minutes at 4°C. The pellet was then subjected to two additional washes with 500 µl ice-cold 70% ethanol. The oligosaccharides in the pooled supernatants were dried in a vacuum centrifuge (Speed Vac concentrator, Savant Instruments Inc., USA). The glycan samples were desalted using Hypercarb cartridges (100 or 200 mg) as follows: prior to use, the cartridges were washed three times with 500 µl 80% (v/v) acetonitrile in 0.1% (v/v) TFA followed by three washes with 500 µl water. The samples were diluted with water to a final volume of at least 300 µl before loading onto the cartridges. They were rigorously washed with water. Oligosaccharides

were eluted with 1.2 ml 25% acetonitrile containing 0.1% (v/v) TFA. The eluted oligosaccharides were neutralised with 2 M NH_4OH and were dried in a Speed Vac concentrator. They were stored at -20°C in H_2O .

Example 6.6.(c) Mild acid hydrolysis

Mild acid hydrolysis of oligosaccharides (liberation of sialic acids and HAS-modified sialic acid derivatives from N-glycans) was performed as follows: aliquots of the desalted oligosaccharides or HAS-modified oligosaccharides were mixed with the same volume of 10mM H_2SO_4 and were incubated for 90 minutes at 80°C . After neutralisation with 50 mM NaOH the desialylated glycan mixture was dried in a speed-vac concentrator and was adjusted to an appropriate concentration for analysis in HPAEC-PAD (high-pH-anion exchange chromatography with pulsed amperometric detection). For subsequent MALDI/TOF MS analysis of neutral oligosaccharide samples (0.05-1 nmol) were desalted using small Hypercarb columns prepared by adding 25-40 μl of graphitized carbon into 200 μl pipet tips.

Example 6.6(d) Oligosaccharide mapping by HPAEC-PAD (high-pH-anion exchange chromatography with pulsed amperometric detection)

BioLC System, (Dionex, Sunnyvale) consisting of a AS50 Autosampler, AS50 Thermal Compartment, ED50 Electrochemical Detector, GS50 Gradient Pump, Software Chromeleon Chromatography Management System, was used along with a CarboPac PA-100 separation column (4 x 250 mm) and a CarboPac PA-100 pre-column (4 x 50 mm). Two different modes were used for the mapping and for quantitation of oligosaccharides.

D) Asialo-mode:

Neutral oligosaccharides were subjected to HPAEC-PAD mapping using a gradient of solvent A (200 mM NaOH) and solvent B (200 mM NaOH plus 600 mM Na-acetate) as depicted in the following table:

Table: Gradient for mapping of neutral oligosaccharides

Time [min]	solvent A [%]	solvent B [%]
0	100	0
5	100	0
35	80	20
45	70	30

47	0	100
52	0	100
53	100	0
60	100	0

Flow rate : 1 ml / min

The detector potentials for the electrochemical detector were:

Table: Detector-Potentials for oligosaccharides

Time [ms]	potential [mV]
0	50
200	50
400	50
410	750
600	750
610	-150
1000	-150

II) Oligos-mode:

Native oligosaccharides were subjected to HPAEC-PAD mapping using a gradient of solvent C (100 mM NaOH) and solvent D (100 mM NaOH plus 600 mM Na-acetate) as depicted in the following table:

Table: Gradient mapping of native (sialylated) oligosaccharides

Time [min]	solvent C [%]	solvent D [%]
0	100	0
2	100	0
50	65	35
60	0	100
63	0	100
64	100	0
70	100	0

Flow rate : 1 ml / min

The detector potentials for the electrochemical detector were:

Table: Detector-Potentials for oligosaccharides

Time [ms]	potential [mV]
0	50
200	50
400	50
410	750
600	750
610	-150
1000	-150

The specific peak areas ($\text{nC} \times \text{min} \times \text{nmol}^{-1}$) were calculated using response factors obtained with defined oligosaccharide standards (disialylated diantennary, trisialylated triantennary, and tetrasialylated tetraantennary structures with and without N-acetyllactosamine repeats (Nimtz et al., 1993, Schroeter et al., 1999, Grabenhorst et al., 1999).

Results for HAS-modified IFN- β

Upon RP-HPLC on C-18 phase HAS-modified IFN- β was detected in fractions 32-37. The recovery of HAS-IFN- β was calculated.

The arrow in Figure 11 indicates the migration position of unmodified IFN- β presumably due to forms lacking terminal sialic acid derivatives whereas the HAS modified IFN- β was detected as a broad diffuse Coomassie stained area spanning molecular masses of 35 Kda - 120 Kda .

Fractions 32-37 from the RP-HPLC eluate were pooled and concentrated in a spe-ed Vac concentrator after neutralisation. Typically, 100 – 200 μg aliquots of the IFN- β sample were dried and dissolved in 50 mM Na-phosphate pH 7.2 plus 0.05 % Tween-20 and was incubated with polypeptide N-glycosidase for 20-30 hours at 37°C. The resulting oligosaccharides were subjected to HPAEC-PAD analysis (Example 6.6d) before and after mild acid treatment.

As depicted in Figure 12, the oligosaccharide material from HAS-modified IFN- β eluted after 52 minutes from the column under conditions were the asialo, mono-, di- and trisialylated were detected at 16-20min, 21 – 26 min, 28-33 min and 34-38 min, respectively. After mild acid treatment of the oligosaccharide sample under conditions were complete liberation of sialic acids is achieved, the expected neutral complex-type N-glycans of IFN- β were detected in the HPAEC-PAD profile and the released HAS-derivative was detected at a retention time

of 46-49 min (using gradient Asialo-mode, see Example 6.6 dI) this indicates that HAS is attached to the N-linked oligosaccharides of IFN- β via a acid labile linkage as is expected (Figure 13).

Example 7 Further characterization of conjugates of AT III

Example 7.1 Human AT III

AT III used was recombinant human AT III (ATryn® from GTC Biotherapeutics).

Example 7.2 Periodate oxidation of N-acetylneuraminic acid residues by mild periodate treatment of AT III

Periodate oxidation was carried out essentially as described for IFN-beta in Example 6.2.

Example 7.3 Buffer exchange of periodate oxidised AT III for subsequent Hesylation

Buffer exchange was carried out essentially as described for IFN-beta in Example 6.3.

Example 7.4 Synthesis of conjugates of HAS and AT III

Synthesis was as described in Example 5.3. above.

Example 7.5 AT III ion exchange chromatography for separation of HAS-modified AT III from excess HAS-reagent

7.5.1. Buffer exchange of antithrombin III samples for subsequent purification by ion-exchange chromatography was performed using Vivaspin concentrators (10.000 MW CO PES, Vivascience Cat. No. VS0602, Lot-No. 03VS0633). Samples from HAS-modification reactions (2mg AT III in 1,6 ml) were diluted to 5 ml with buffer A (20 mM N-morpholio-propane sulfonic acid adjuste to pH 8.0 with NaOH, MOPS). Samples were spun down according to manufacturer's recommendations to approximately 0.4-0.6 ml and the dilution/concentration step was repeated twice. Finally, protein samples were washed out of the concentrator unit.

7.5.2. The purification of the AT III sample was performed at ambient temperature using an ÄKTA explorer 10 system (Amersham Pharmacia Biotech) consisting of a Pump P-903, Mixer M-925, with a 0.6 ml chamber, a monitor UV-900 along with a 10 mm flow cell was used, a monitor pH/C-900, a sample pump P-950 and a 5 ml sample loop. The ÄKTA system

was run under the Software Unicorn Version 3.21. The incubation mixture in buffer A (20 mM MOPS, pH 8.0) was applied at a flow rate of 0.6 ml/min to a column containing 2 ml Q-Sepharose Fast Flow (Amersham, code no. 17-0510-01, lot no. 254665) column (Amersham Biosciences C 10/10) equilibrated with 6 CV of buffer A at a flow rate of 1 ml/min. The column was washed with 6 CV of buffer A at a flow rate of 0.8 ml/min and elution was performed by using 4 CV of buffer B (0.5 M NaCl in 20 mM Na-phosphate, pH 6.5) at a flow rate of 0.6 ml/min. The column was regenerated by using 4 CV of buffer C (1.5 M NaCl in 20 mM Na-phosphate, pH 6.5) at a flow rate of 0.6 ml/min and re-equilibrated with buffer A. The AT III protein was eluted from the column in a volume of approximately 4 ml.

Method

Volume	Step	Buffer	Flow rate
1 CV	Equilibration	100% buffer A	1.0 ml/min
	Start Fractionation	100% buffer A	1.0 ml/min
10 ml	Load sample	sample in buffer A	0.6 ml/min
6 CV	Wash out unbound sample	100% buffer A	0.8 ml/min
4 CV	Elution	100% buffer B	0.6 ml/min
4 CV	Regeneration (Elution 2)	100% buffer C	0.6 ml/min
	Stop Fractionation	100% buffer C	0.6 ml/min
5 CV	Reequilibration	100% buffer A	1.0 ml/min

Buffer A: 20 mM MOPS/NaOH pH 8.0; Buffer B: 20 mM Na-phosphate, 0.5 M NaCl, pH 6.5; Buffer C: 20 mM Na-phosphate, 1.5 M NaCl, pH 6.5. Protein elution was detected at A280 nm and 1 ml fractions were collected.

Example 7.6 Analytical Experiments:

Example 7.6(a) Liberation of N-glycans from unmodified, periodate oxidised and HAS modified AT III samples was performed with recombinant
300-600 µg of AT III samples were reduced in the presence of 5 mM dithioerythritol for 10 min at 90°C at pH 8.1 in the presence of 0.6% SDS, thereafter NP 40 was added to a final concentration of 0.6%. To 0.3-0.6 mg of native, periodated oxidised or HAS-modified AT III in 50 mM Na-phosphate buffer pH 7.2 were added 40 µl of recombinant polypeptide N-glycosidase (Roche, Penzberg, Germany; 250 units/250 µl lot: 101610420). The reaction

mixture was incubated at 37°C for 12-18 hours and the release of N-glycosidically bound oligosaccharides was checked by SDS-PAGE analysis of 5-10 µg protein under reducing conditions and subsequent staining of protein bands with Coomassie Blue (Carl Roth GmbH Karlsruhe, Germany) and detection of the specific shift of the AT III protein band to the migration position of the de-N-glycosylated protein form.

Example 7.6(b)

The released N-glycans were separated from the polypeptide by addition of 3 volumes of -20°C 100 % ethanol and incubation at -20°C was performed for at least 2 hours. The precipitated protein was removed by centrifugation at 13,000 rpm for 10 minutes at 4°C. The pellet was then subjected to two additional washes with 500 µl ice-cold 70% ethanol. The oligosaccharides in the pooled supernatants were dried in a vacuum centrifuge (Speed Vac concentrator, Savant Instruments Inc., USA). The glycan samples were desalted using Hypercarb cartridges (100 or 200 mg) as follows: prior to use, the cartridges were washed three times with 500 µl 80% (v/v) acetonitrile in 0.1% (v/v) TFA followed by three washes with 500 µl water. The samples were diluted with water to a final volume of at least 300 µl before loading onto the cartridges. They were rigorously washed with water. Oligosaccharides were eluted with 1.2 ml 25% acetonitrile containing 0.1% (v/v) TFA. The eluted oligosaccharides were neutralised with 2 M NH₄OH and were dried in a Speed Vac concentrator. They were stored at -20°C in H₂O.

Example 7.6(c) Mild acid hydrolysis

Mild acid hydrolysis of oligosaccharides (liberation of sialic acids and HAS-modified sialic acid derivatives from N-glycans) was performed as follows: aliquots of the desalted oligosaccharides or HAS-modified oligosaccharides were mixed with the same volume of 10mM H₂SO₄ and were incubated for 90 minutes at 80°C. After neutralisation with 50 mM NaOH the desialylated glycan mixture was dried in a speed-vac concentrator and was adjusted to an appropriate concentration for analysis in HPAEC-PAD (high-pH-anion exchange chromatography with pulsed amperometric detection). For subsequent MALDI/TOF MS analysis of neutral oligosaccharide samples (0.05-1 nmol) were desalted using small Hypercarb columns prepared by adding 25-40 µl of graphitized carbon into 200µl pipet tips.

Example 7.6(d) Oligosaccharide mapping by HPAEC-PAD (high-pH-anion exchange chromatography with pulsed amperometric detection)

A BioLC System, (Dionex, Sunnyvale) consisting of a AS50 Autosampler, AS50 Thermal Compartment, ED50 Electrochemical Detector, GS50 Gradient Pump, Software Chromeleon Chromatography Management System, was used along with a CarboPac PA-100 separation column (4 x 250 mm) and a CarboPac PA-100 pre-column (4 x 50 mm). Two different modes were used for the mapping and for quantitation of oligosaccharides.

D) Asialo-mode:

Neutral oligosaccharides were subjected to HPAEC-PAD mapping using a gradient of solvent A (200 mM NaOH) and solvent B (200 mM NaOH plus 600 mM Na-acetate) as depicted in the following table:

Table: Gradient for mapping of neutral oligosaccharides

Time [min]	solvent A [%]	solvent B [%]
0	100	0
5	100	0
35	80	20
45	70	30
47	0	100
52	0	100
53	100	0
60	100	0

Flow rate : 1 ml / min

The detector potentials for the electrochemical detector were

Table: Detector-Potentials for oligosaccharides

Time [ms]	potential [mV]
0	50
200	50
400	50
410	750
600	750
610	-150
1000	-150

II) Oligos-mode:

Native oligosaccharides were subjected to HPAEC-PAD mapping using a gradient of solvent C (100 mM NaOH) and solvent D (100 mM NaOH plus 600 mM Na-acetate) as depicted in the following table:

Table: Gradient mapping of native (sialylated) oligosaccharides

Time [min]	solvent C [%]	solvent D [%]
0	100	0
2	100	0
50	65	35
60	0	100
63	0	100
64	100	0
70	100	0

Flow rate : 1 ml / min

The detector potentials for the electrochemical detector were:

Table: Detector-Potentials for oligosaccharides

Time [ms]	potential [mV]
0	50
200	50
400	50
410	750
600	750
610	-150
1000	-150

The specific peak areas ($\text{nC} \times \text{min} \times \text{nmol}^{-1}$) were calculated using response factors obtained with defined oligosaccharide standards (disialylated diantennary, trisialylated triantennary, and terasialylated tetraantennary structures with and without N-acetyllactosamine repeats containing proximal fucose (Nimtz et al., 1993, Schroeter et al., 1999, Grabenhorst et al., 1999)).

Results

HAS modification of AT III resulted in a significant molecular mass shift in SDS-PAGE indicating covalent attachment of HAS to the protein (see Fig. 14a.)

Ion exchange chromatography of the AT III subjected to HAS modification afforded an AT III fraction (> 85 % recovery based on comparison with untreated AT III).

De-N-glycosylation of the untreated AT III, the periodate treated AT III and the HAS-modified AT-III obtained after anion exchange on Q-Sepharose resulted in a comparable molecular weight shift in SDS-PAGE as depicted in Fig. 14B.

The liberated N-glycans of the AT III samples were isolated by adsorption to and elution from Hypercarb cartridges and subjected to HPAEC-PAD analysis. The native N-glycans from HAS-modified AT III revealed the presence of all neutral oligosaccharide peaks detected in control samples (see trace 1 in Fig.15). Upon mild acid treatment, all three N-glycan preparations showed a very similar pattern of the neutral oligosaccharides indicating the acid labile nature of the HAS-modification which is compatible with HAS-modification at the sialic acid derivatives of the oligosaccharides (cf. Fig. 16). The comparability of the desialylated structures was confirmed by MALDI/TOF analysis (data not shown).

Example 8 Further characterization of conjugates of GM-CSF

Example 8.1 Description of GM-CSF

Human recombinant GM-CSF was prepared after expression from CHO K1 cells essentially as described by Forno et al., 2004, (Guillermina Forno, Mariela Bollati Fogolin, Marcos Oggero, Ricardo Kratje, Marina Etcheverrigaray, Harald S. Conradt, Manfred Nimtz (2004) N- and O-linked carbohydrates and glycosylation site occupancy in recombinant human granulocyte-macrophage colony-stimulating factor secreted by a Chinese hamster ovary cell line; *Eur J Biochem*, 271 (5),907-919), and had the carbohydrate structures described therein.

The recombinant GM-CSF can also be purified by conventional chromatographic steps e.g. as described in: Okamoto, M., Nakai, M., Nakayama, C., Yanagi, H., Matsui, H., Noguchi, H., Namiki, M., Sakai, J., Kadota, K., Fukui, M. & Hara, H. (1991) Purification and characterization of three forms of differently glycosylated recombinant human Granulocyte-

Macrophage Colony-Stimulating Factor. *Archives of Biochemistry and Biophysics* 286, 562-568.

Amino acid sequence of human GM-CSF used in this study:

₁APA RSPSPSTQPW EHVNAIQEAR RLLNLSRDTA AEMNETVEVI SEMFDLQEPT
CLQTRLELYK QGLRGSLTKL KGPLTMMASH YKQHCPTPE TSCATQIITF
ESFKENLKDF LLVIPFDCWE PVQE₁₂₇ (according to reference Forno et al., supra).

Example 8.2 **Periodate oxidation of N-acetylneuraminic acid residues by mild perjodate treatment of recombinant GM-CSF**

To a 0,80mg/ml solution of GM-CSF in 0.1M Na-acetate pH 5.5 kept at 0°C were added an ice-cold solution of 10mM Natrium-meta-periodate resulting in a final concentration of 1mM Natrium-meta-perjodate. The mixture was incubated at 0°C for 1 hour in an ice-bath in the dark and the reaction was terminated by addition of 20µl of glycerol and incubated for further 5 minutes.

Example 8.3 **Buffer exchange of perjodate oxidised GM-CSF for subsequent HAS-modification**

Buffer exchange was performed using a 5 ml Vivaspin 6 concentrator (Vivaspin AG, Hannover, Germany) with a polyethersulfone (PES) membrane. The concentrator unit was washed by addition of 5 ml of 0.1 M Na-acetate buffer pH 5.5 and centrifugation of the concentrator unit at 4000 rpm at 6°C in a Megafuge 1.0R (Kendro Laboratory Equipment, Osterode, Germany). Subsequently, 1-5ml of the perjodate oxidised GM-CSF solution was added to the concentrator unit and was centrifuged at 4000 rpm for 25min until a 5-fold concentration was achieved. 4 ml of 0.1 M Na-acetate buffer pH 5.5 was added to the concentrate which was centrifuged as described above. The centrifugation cycle was repeated 3 times, the final concentrate was removed and transferred into a 2,0 ml plastic vial, after washing of the concentrator unit 2 times with each 150µl of Na-acetate buffer pH 5.5; the volume of the protein was adjusted with Na-acetate buffer pH 5.5 to

Example 8.4 **Synthesis of Conjugates of HAS and GM-CSF**

Synthesis was as described in Example 5.4. above.

Example 8.5 **Purification of GM-CSF after HAS-modification**

Separation of HAS-modified GM-CSF from excess activated HES derivatives from incubations of the periodate-oxidized protein with Hydroxylamino-HES 10/0.7.

Summary: Runs were performed at room temperature using an ÄKTA explorer 10 equipment and flow rate of 1.25 ml/min. Aliquots of the incubation mixtures with 400 µg IFN-β were applied onto a 250 mm x 10 mm C₁₈-phase column equilibrated with 1.25 CV of 11% Eluent B (0.1 % TFA, 90% acetonitrile) and 89% Eluent A (0.1% TFA). The samples (ca. 1.25 ml) were then injected and the sample loop was washed with 11 ml of 11% Eluent B. Following washing of the column with 0.2 CV of 11% Eluent B, a linear gradient from 11% to 90% Eluent B over 2 CV was applied. Elution of the column was continued by using 0.8 CV of 90% Eluent B, and finally the column was re-equilibrated with 1.0 CV of 11% Eluent B.

The GM-CSF protein eluted in a volume of 7.5 ml at a concentration of % Eluent B. The recovery of the protein was 60% (HES GM-CSF) based on a standard GM-CSF preparation run on the column by using the same gradient.

Materials and Methods for Example 8.5

Equipment and Materials

Equipment:	ÄKTA explorer 10 (Amersham Pharmacia Biotech), with: Pump P-903 Mixer M-925, with 0.6 ml chamber Monitor UV-900, with 10 mm flow cell Monitor pH/C-900 Fraction Collector Frac-900 Sample loop 2 ml Software Unicorn Version 3.21
Column:	250 mm x 10 mm, Macherey-Nagel 250-1/2"-10 Nucleosil 7 C ₁₈ , Cat. No. 715002, Lot-No. 4020854
Column volume:	20 ml
Flow rate:	1.25 ml/min
Solvent A:	0.1% TFA in HPLC-water
Solvent B:	90% acetonitrile, 0.1% TFA in HPLC-grade water

Method for the RP-HPLC run of Example 8.5

Volume	Step	solvent A	solvent B
0.25 CV	Equilibration	89%	11%
11 ml	Sample injection	89%	11%
	Fractionation	89%	11%
0.20 CV	Wash out unbound sample	89%	11%
2.00 CV	Linear gradient	89-10%	11-90%
0.80 CV	Isocratic	10%	90%
	End Fractionation	10%	90%
1.00 CV	Re-equilibration	89%	11%

Detection: 280 nm
221 nm
206 nm
Conductivity

Fraction volume: 1.25 ml / fraction

Results from Example 8.5

RP-HPLC separation of GM-CSF (Example 8.5) from excess HAS(10Kda)-derivative afforded fractions 26-32 which contained all of the HAS-modified GM-CSF eluting from the column. The SDS-PAGE pattern of the protein after HAS modification showed a broad diffuse band in the molecular mass region between 35-90 Kda, whereas the unmodified GM-CSF showed the pattern of the nonglycosylated, mono-N-glycosylated and di-N-glycosylated forms (Figure 17, cf. reference Forno et. al., 2004).

Example 8.6 Analytical Experiments

a) Liberation of N-linked oligosaccharides with recombinant polypeptide N-glycosidase

To 200µg-1 mg of native, periodated oxidised or HAS-modified GM-CSF in 50 mM Naphosphate buffer pH 7.2 were added 25 µl of recombinant polypeptide N-glycosidase (Roche, Penzberg, Germany; 250units/250µl lot: 101610420). The reaction mixture was incubated at 37°C for 12-18 hours and the release of N-glycosidically bound oligosaccharides was checked by SDS-PAGE analysis of 5-10µg protein under reducing conditions and subsequent staining of protein bands with Coomassie Blue (Carl Roth GmbH Karlsruhe, Germany) and

detetection of the shift of the GM-CSF protein band to the migration position of the de-N-glycosylated protein forms (cf. Figure 18).

b) Isolation and Desalting of enzymatically released N-glycans and HAS-modified N-glycans

The released N-glycans were separated from the polypeptide by addition of 3 volumes of cold 100 % ethanol and incubation at -20°C for at least 2 hours. The precipitated protein was removed by centrifugation at 13,000 rpm for 10 minutes at 4°C . The pellet was then subjected to two additional washes with 500 μl ice-cold 70% ethanol. The oligosaccharides in the pooled supernatants were dried in a vacuum centrifuge (Speed Vac concentrator, Savant Instruments Inc., USA). The glycan samples were desalted using Hypercarb cartridges (100 or 200 mg) as follows: prior to use, the cartridges were washed three times with 500 μl 80% (v/v) acetonitrile in 0.1% (v/v) TFA followed by three washes with 500 μl water. The samples were diluted with water to a final volume of at least 300 μl before loading onto the cartridges. They were then rigorously washed with water 83 cartridge volumes). Oligosaccharides were eluted with 1.2 ml 25% acetonitrile containing 0.1% (v/v) TFA. The eluted oligosaccharides were neutralised with 2 M NH_4OH and were dried in a Speed Vac concentrator. They were stored at -20°C in H_2O until further use.

c) Mild acid hydrolysis of oligosaccharides (removal of sialic acids and HAS-modified sialic acid derivatives from oligosaccharides)

Aliquots of the desalted oligosaccharides were mixed with the same volume of 10mM H_2SO_4 and were incubated for 90 minutes at 80°C . After neutralisation with 50 mM NaOH the desialylated glycans were dried in a speed-vac and were adjusted to an appropriate concentration for analysis in HPAEC-PAD (high-pH-anion exchange chromatography with pulsed amperometric detection). For MALDI/TOF-MS analysis neutral N-glycans were desalted using pipette tips containing 20-30 μl of Hypercarb material for adsorption, washing and elution with 25% acetonitrile in 0.1% trifluoro acetic acid in H_2O .

d) Oligosaccharide mapping by HPAEC-PAD (high-pH-anion exchange chromatography with pulsed amperometric detection)

Mapping and for quantitation of oligosaccharides was carried out essentially as described in Example 7.6.d).

Results

RP-HPLC purified material from Example 8.5 was used to demonstrate modification of the protein with HAS-derivatives at its carbohydrate chain via oxidised sialic acids. Monosaccharide compositional analysis by gas chromatographic analysis of their trimethylsialylated derivatives revealed the presence of glucose and the mono and di-hydroxyethylated glucose derivatives as well as mannose, galactose and N-acetylglucosamine and small amounts of N-acetylgalactosamine.

The HPAEC-PAD analysis of the native oligosaccharides liberated from the HAS-modified GM-CSF revealed a peak corresponding to HAS modification of the complex-type oligosaccharides (see Figure 19).

Upon mild acid treatment the neutral N-glycans of GM-CSF were detected in the sample of the HAS-modified protein and also the modified HAS-derivative eluting at 47-49 minutes.

Example 9 Synthesis of ATIII-Conjugates**Example 9.1 Synthesis of Hydroxylamino-HES Derivatives****Example 9.1(a) Synthesis of HydroxylaminoHES10/0.4**

0.8 g of HES10/0.4 (MW = 10000 D, DS = 0.4, Supramol Parenteral Colloids GmbH, Rosbach-Rodheim, D) were dissolved in 8 mL 0.1M sodium acetate buffer, pH 5.5 and 8 mmol O-[2-(2-aminoxy-ethoxy)-ethyl]-hydroxyl amine were added. After shaking for 19 h at 22°C, the reaction mixture was added to 40 mL of 2-propanol at -20°C. The precipitated product was collected by centrifugation at 4°C, re-dissolved in 50 mL water, dialysed for 45 h against water (SnakeSkin dialysis tubing, 3.5 kD cut off, Perbio Sciences Deutschland GmbH, Bonn, D) and lyophilized. The isolated product yield was 73%.

Example 9.1(b) Synthesis of HydroxylaminoHES10/0.7

1.06 g of HES10/0.7 (MW = 10000 D, DS = 0.7, Supramol Parenteral Colloids GmbH, Rosbach-Rodheim, D) were dissolved in 10 mL 0.1M sodium acetate buffer, pH 5.5 and 10.9 mmol O-[2-(2-aminoxy-ethoxy)-ethyl]-hydroxyl amine were added. After shaking for 19 h at 22°C, the reaction mixture was added to 40 mL of 2-propanol at -20°C. The precipitated product was collected by centrifugation at 4°C, re-dissolved in 50 mL water, dialysed for 45 h

against water (SnakeSkin dialysis tubing, 3.5 kD cut off, Perbio Sciences Deutschland GmbH, Bonn, D) and lyophilized. The isolated product yield was 60%.

Example 9.1(c) Synthesis of HydroxylaminoHES30/0.4

2 g of HES30/0.4 (MW = 30000 D, DS = 0.4, Supramol Parenteral Colloids GmbH, Rosbach-Rodheim, D) were dissolved in 18 mL 0.1M sodium acetate buffer, pH 5.5 and 6.67 mmol O-[2-(2-aminooxy-ethoxy)-ethyl]-hydroxyl amine were added. After shaking for 15.5 h at 22°C, the reaction mixture was added to 80 mL of 2-propanol at -20°C. The precipitated product was collected by centrifugation at 4°C, re-dissolved in 50 mL water, dialysed for 45 h against water (SnakeSkin dialysis tubing, 3.5 kD cut off, Perbio Sciences Deutschland GmbH, Bonn, D) and lyophilized. The isolated product yield was 83%.

Example 9.1(d) Synthesis of HydroxylaminoHES30/0.7

2 g of HES30/0.7 (MW = 30000 D, DS = 0.7, Supramol Parenteral Colloids GmbH, Rosbach-Rodheim, D) were dissolved in 18 mL 0.1M sodium acetate buffer, pH 5.5 and 6.67 mmol O-[2-(2-aminooxy-ethoxy)-ethyl]-hydroxyl amine were added. After shaking for 15 h at 22°C, the reaction mixture was added to 80 mL of 2-propanol at -20°C. The precipitated product was collected by centrifugation at 4°C, re-dissolved in 50 mL water, dialysed for 45 h against water (SnakeSkin dialysis tubing, 3.5 kD cut off, Perbio Sciences Deutschland GmbH, Bonn, D) and lyophilized. The isolated product yield was 86%.

Example 9.1(e) Synthesis of HydroxylaminoHES50/0.4

2 g of HES50/0.4 (MW = 50000 D, DS = 0.4, Supramol Parenteral Colloids GmbH, Rosbach-Rodheim, D) were dissolved in 20 mL 0.1M sodium acetate buffer, pH 5.5 and 4 mmol O-[2-(2-aminooxy-ethoxy)-ethyl]-hydroxyl amine were added. After shaking for 19.5 h at 22°C, the reaction mixture was added to 80 mL of 2-propanol at -20°C. The precipitated product was collected by centrifugation at 4°C, re-dissolved in 50 mL water, dialysed for 45 h against water (SnakeSkin dialysis tubing, 3.5 kD cut off, Perbio Sciences Deutschland GmbH, Bonn, D) and lyophilized. The isolated product yield was 94%.

Example 9.1(f) Synthesis of HydroxylaminoHES50/0.7

2.5 g of HES50/0.7 (MW = 50000 D, DS = 0.7, Supramol Parenteral Colloids GmbH, Rosbach-Rodheim, D) were dissolved in 25 mL 0.1M sodium acetate buffer, pH 5.5 and 5 mmol O-[2-(2-aminooxy-ethoxy)-ethyl]-hydroxyl amine were added. After shaking for 19.5 h

at 22°C, the reaction mixture was added to 80 mL of 2-propanol at -20°C. The precipitated product was collected by centrifugation at 4°C, re-dissolved in 50 mL water, dialysed for 45 h against water (SnakeSkin dialysis tubing, 3.5 kD cut off, Perbio Sciences Deutschland GmbH, Bonn, D) and lyophilized. The isolated product yield was 85%.

Example 9.1(g) Synthesis of HydroxylaminoHES10/0.7

2 g of HES10/0.7 (MW = 10000 D, DS = 0.7, Supramol Parenteral Colloids GmbH, Rosbach-Rodheim, D) were dissolved in 18 mL 0.1M sodium acetate buffer, pH 5.2 and 20 mmol O-[2-(2-aminoxy-ethoxy)-ethyl]-hydroxyl amine were added. After shaking for 19 h at 22°C, the reaction mixture was added to 100 mL of an ice-cold 1:1 mixture of acetone and ethanol (v/v). The precipitated product was collected by centrifugation at 4°C, re-dissolved in 50 mL water, dialysed for 21 h against water (SnakeSkin dialysis tubing, 3.5 kD cut off, Perbio Sciences Deutschland GmbH, Bonn, D) and lyophilized. The isolated product yield was not determined.

Example 9.2 Synthesis of Aldehydo-HES Derivatives

Example 9.2(a) Synthesis of AminoHES10/0.7

6.02 g of oxo-HES10/0.7 (MW = 10000 D, DS = 0.7, Supramol Parenteral Colloids GmbH, Rosbach-Rodheim, D, prepared according to DE 196 28 705 A1) were dissolved under nitrogen in 32 mL dry dimethyl sulphoxide (Fluka, Sigma-Aldrich Chemie GmbH, Taufkirchen, D) and 6.03 ml of 1,4-diaminobutane were added. After stirring at 40°C for 17h the reaction mixture was added to 150 mL of an ice-cold 1:1 mixture of acetone and ethanol (v/v). The precipitated product was collected by centrifugation at 4°C, washed with 40 mL of an ice-cold 1:1 mixture of acetone and ethanol (v/v) and collected by centrifugation. The crude product was dissolved in 80 ml water, dialysed for 4 d against water (SnakeSkin dialysis tubing, 3.5 kD cut off, Perbio Sciences Deutschland GmbH, Bonn, D) and lyophilized. The isolated product yield was 52%.

Example 9.2(b) Synthesis of AldehydoHES10/0.7

150 mg 4-formylbenzoic acid and 230 mg 1-hydroxy-1H-benzotriazole (both Aldrich, Sigma-Aldrich Chemie GmbH, Taufkirchen, D) were dissolved in 10 mL N,N-dimethylformamide (Peptide synthesis grade, Biosolve, Valkenswaard, NL) and 204 µL N,N'-diisopropylcarbodiimide (Fluka, Sigma-Aldrich Chemie GmbH, Taufkirchen, D) were added. After incubation at 21°C for 30 min, 1 g of aminoHES10/0.7 (synthesised as described in

9.2(a)) were added. After shaking for 19 h at 22°C, the reaction mixture was added to 84 mL of an ice-cold 1:1 mixture of acetone and ethanol (v/v). The precipitated product was collected by centrifugation at 4°C, re-dissolved in 50 mL water, dialysed for 2 d against water (SnakeSkin dialysis tubing, 3.5 kD cut off, Perbio Sciences Deutschland GmbH, Bonn, D) and lyophilized. The isolated product yield was 83%.

Example 9.2(c) Synthesis of AminoHES50/0.7

6.09 g of oxo-HES 50/0.7 (MW = 50000 D, DS = 0.7, Supramol Parenteral Colloids GmbH, Rosbach-Rodheim, D prepared according to DE 198 26 705 A1 with adaptation of the molar ratios of the ingredients) were dissolved under nitrogen in 32 mL dry dimethyl sulphoxide (Fluka, Sigma-Aldrich Chemie GmbH, Taufkirchen, D) and 1.22 ml of 1,4-diaminobutane were added. After stirring at 40°C for 17h the reaction mixture was added to 150 mL of an ice-cold 1:1 mixture of acetone and ethanol (v/v). The precipitated product was collected by centrifugation at 4°C, washed with 40 mL of an ice-cold 1:1 mixture of acetone and ethanol (v/v) and collected by centrifugation. The crude product was dissolved in 80 ml water, dialysed for 4 d against water (SnakeSkin dialysis tubing, 3.5 kD cut off, Perbio Sciences Deutschland GmbH, Bonn, D) and lyophilized. The isolated product yield was 67%.

Example 9.2(d) Synthesis of AldehydoHES50/0.7

124 mg 4-formylbenzoic acid and 174 mg 1-hydroxy-1H-benzotriazole (both Aldrich, Sigma-Aldrich Chemie GmbH, Taufkirchen, D) were dissolved in 38 mL N,N-dimethylformamide (Peptide synthesis grade, Biosolve, Valkenswaard, NL) and 155 µL N,N'-diisopropylcarbodiimide (Fluka, Sigma-Aldrich Chemie GmbH, Taufkirchen, D) were added. After incubation at 21°C for 30 min, 3.8 g of aminoHES50/0.7 (synthesised as described in 9.2(c)) were added. After shaking for 19 h at 22°C, the reaction mixture was added to 160 mL of an ice-cold 1:1 mixture of acetone and ethanol (v/v). The precipitated product was collected by centrifugation at 4°C, re-dissolved in 20 mL N,N-dimethylformamide and precipitated with 80 mL of an ice-cold 1:1 mixture of acetone and ethanol (v/v) as described above. After centrifugation, the precipitate was dissolved in 50 mL water, dialysed for 2 d against water (SnakeSkin dialysis tubing, 3.5 kD cut off, Perbio Sciences Deutschland GmbH, Bonn, D) and lyophilized. The isolated product yield was 77%.

Example 9.3 Synthesis of the ATIII-Conjugates by the glycan strategy

Example 9.3(a) Reaction of oxidized ATIII with reaction products of examples 9.1(a) – 9.1(g)

To 685 μL of a solution of oxidized ATIII in 0.1 M sodium acetate buffer, pH 5.5 (GlycoThera, B52 perj-ox STM LJ2-366, 4.375 mg/ml, see example 3.2.), 814 μL 0.1 M sodium acetate buffer, pH 5.5 and 1.5 mL of a solution of the HES-derivative in 0.1 M sodium acetate buffer, pH 5.5 were added and the solution was incubated for 26 h at 22°C.

The following final HES concentrations were employed:

0.46 mg/mL for HES derivatives prepared according to example 9.1(a) and 9.1(b).

1.38 mg/mL for HES derivatives prepared according to example 9.1(c) and 9.1(d).

9.1 mg/mL for the HES derivative prepared according to example 9.1(e).

10.5 mg/mL for the HES derivative prepared according to example 9.1(f).

17.25 mg/mL for the HES derivative prepared according to example 9.1(g).

9 mg/mL HES50/0.7 (Supramol Parenteral Colloids GmbH, Rosbach-Rodheim, D) as reaction control.

The respective reaction mixture was analysed by gel electrophoresis (see figure 20).

Example 9.4 Synthesis of the ATIII-Conjugates by reductive amination

Example 9.4(a) Buffer exchange:

ATIII (Atryn, GTC Biotherapeutics, Framingham, MA, USA) was dissolved with 10 ml water to yield a solution of 25 mg/ml ATIII in 5 mM sodium citrate, 67 mM glycine and 68 mM sodium chloride, pH7.0. 1 ml of this solution was diluted with cold 0.1 M sodium acetate buffer, pH 5.0, concentrated by diafiltration at 4°C to 4 ml with a Vivaspin 20 mL concentrator (VS2001, 10KD MWCO, PES membrane, Vivascience AG, Hannover, D) and re-diluted to 20 ml with buffer. This diafiltration was repeated twice. The final concentration in the last diafiltration step was 3 mg/ml.

Example 9.4(b) Reaction of ATIII with reaction products of example 9.2(b) and 9.2(d):

To 1 mL of a solution of ATIII after buffer exchange into 0.1 M sodium acetate buffer, pH 5.0 1 mL of a solution of the HES-derivative in 0.1 M sodium acetate buffer, pH 5.0 and 1 ml of a 60 mM solution of sodium cyanoborohydride in the same buffer were added and the solution was incubated for 15.5 h at 4°C. All the solutions were cooled to 0°C before mixing.

The following final HES concentrations were employed:

13 mg/mL for the HES derivative prepared according to example 9.2(b).

64.7 mg/mL for the HES derivative prepared according to example 9.2(d).

64.7 mg/mL HES50/0.7 (Supramol Parenteral Colloids GmbH, Rosbach-Rodheim, D) as reaction control.

The respective reaction mixture was analysed by gel electrophoresis.

Claims

1. A method for preparing a conjugate comprising a protein and a polymer or a derivative thereof, wherein the polymer is a hydroxyalkyl starch (HAS), the method comprising reacting at least one functional group A of the polymer or the derivative thereof with at least one functional group Z of the protein and thereby forming a covalent linkage, wherein Z is selected from the group consisting of an amino group, a thiol group, an aldehyde group and a keto group, and
 - wherein, in case Z is an aldehyde group or a keto group, A comprises an amino group forming said linkage with Z, and the protein is selected from the group consisting of IFN beta, GM-CSF, APC, tPA, A1AT, AT III, factor VII, factor VIII, and factor IX,
 - wherein, in case Z is an amino group, A is selected from the group consisting of a reactive carboxy group and an aldehyde group, a keto group or a hemiacetal group, and wherein the protein is selected from the group consisting of IFN alpha, IFN beta, GM-CSF, APC, tPA, A1AT, AT III, factor VII, factor VIII, and factor IX,
 - wherein, in case A is an aldehyde group, a keto group or a hemiacetal group, the method further comprises introducing A in the polymer to give a polymer derivative
 - by reacting the polymer with an at least bifunctional compound, one functional group of which reacts with the polymer and at least one other functional group of which is an aldehyde group, a keto group or a hemiacetal group, or is a functional group which is further chemically modified to give an aldehyde group, a keto group or a hemiacetal group, or
 - by oxidizing the polymer to give at least one, in particular at least two aldehyde groups, or
 - wherein, in case A is a reactive carboxy group, the method further comprises introducing A in the polymer to give a polymer derivative
 - by selectively oxidizing the polymer at its reducing end and activating the resulting carboxy group, or
 - by reacting the polymer at its non-oxidized reducing end with a carbonic diester, or

- wherein, in case Z is a thiol group, the protein is selected from the group consisting of IFN alpha, IFN beta, tPA, A1AT, APC, factor VII and factor IX, and A comprises
 - a maleimido group or
 - a halogenacetyl groupforming said linkage with Z.
2. The method as claimed in claim 1 wherein the hydroxyalkyl starch is hydroxyethyl starch.
 3. The method as claimed in claim 2 wherein the hydroxyethyl starch has a molecular weight of from 2 to 200 kD, preferably of from 4 to 130 kD, more preferably of from 4 to 70 kD.
 4. The method as claimed in any of claims 1 to 3, wherein Z is an aldehyde group or a keto group and the protein is selected from the group consisting of IFN beta, GM-CSF, APC, tPA, A1AT, AT III, factor VII, factor VIII, and factor IX.
 5. The method as claimed in claim 4, wherein the aldehyde group or the keto group is located in a carbohydrate side chain of the protein and/or at the N-terminal group of the protein.
 6. The method as claimed in claim 5, further comprising oxidizing the carbohydrate side chain of the protein and/or oxidizing the N-terminal group of the protein to give the aldehyde group or keto group.
 7. The method as claimed in claim 6, wherein the oxidation reaction is carried out enzymatically or using a periodate, in each case, if necessary, after having removed a terminal sialic acid.
 8. The method as claimed in any of claims 4 to 7, further comprising reacting the polymer at its non-oxidized reducing end with an at least bifunctional linking compound comprising a functional group capable of reacting with the non-oxidized reducing end of the polymer and a group A, prior to the reaction of the polymer derivative comprising A and the protein comprising Z.

9. The method as claimed in any of claims 4 to 8, wherein A is an aminoxy group or a hydrazido group.
10. The method as claimed in claim 8 or 9, wherein the at least bifunctional linking compound is a homobifunctional compound.
11. The method as claimed in claim 10, wherein the homobifunctional compound comprises two aminoxy groups.
12. The method as claimed in claim 11, wherein the homobifunctional compound is O-[2-(2-aminoxy-ethoxy)-ethyl]hydroxyl amine.
13. The method as claimed in any of claims 8 to 12, wherein the reaction of the polymer with the at least bifunctional linking compound is carried out in an aqueous medium.
14. The method as claimed in any of claims 11 to 13, wherein the reaction of the polymer with the at least bifunctional linking compound leads to an oxime linkage and/or an oxyamino linkage.
15. The method as claimed in any of claims 1 to 3, wherein Z is an amino group and the protein is selected from the group consisting of IFN alpha, IFN beta, GM-CSF, APC, tPA, A1AT, AT III, factor VII, factor VIII, and factor IX.
16. The method as claimed in claim 15, further comprising selectively oxidising the polymer at its reducing end and reacting the oxidised polymer with N,N'-disuccinimidyl carbonate at its oxidised reducing end to give a polymer derivative comprising the reactive carboxy group A.
17. The method as claimed in claim 15, further comprising reacting at least one hydroxy group of the polymer whose reducing end is not oxidised, with a carbonic diester to give the reactive carboxy group A.

18. The method as claimed in claim 17, wherein the carbonic diester is a symmetrical diester.
19. The method as claimed in claim 17 or 18, wherein the alcohol component of the ester is selected from the group consisting of N-hydroxy succinimide, sulfonated N-hydroxy succinimide, N-hydroxy benzotriazole, and nitro- and halogen-substituted phenols.
20. The method as claimed in claim 19, wherein the halogen-substituted phenol is selected from the group consisting of nitrophenol, dinitrophenol, trichlorophenol, trifluorophenol, pentachlorophenol, and pentafluorophenol.
21. The method as claimed in any of claims 17 to 20, wherein the reaction of the at least one hydroxy group of the polymer whose reducing end is not oxidised, with the carbonic diester to give a reactive ester group A is carried out in an anhydrous aprotic polar solvent.
22. The method as claimed in claim 21, wherein the solvent is dimethyl acetamide, dimethyl formamide or a mixture thereof.
23. The method as claimed in claim 15, wherein A is an aldehyde group, a keto group or a hemiacetal group, the method further comprising reacting the polymer with a functional group M of an at least bifunctional compound to give a polymer derivative, the at least bifunctional compound further comprising at least one other functional group Q which is the aldehyde group, keto group or hemiacetal group A.
24. The method as claimed in claim 23, wherein M comprises an amino group.
25. The method as claimed in claim 23, wherein A is an aldehyde group, keto group or hemiacetal group, the method further comprising reacting the polymer with a functional group M of an at least bifunctional compound to give a polymer derivative, the at least bifunctional compound further comprising at least one other functional group Q which is not an aldehyde group, keto group or hemiacetal group, the method further comprising reacting the functional group Q with at least one suitable compound to give

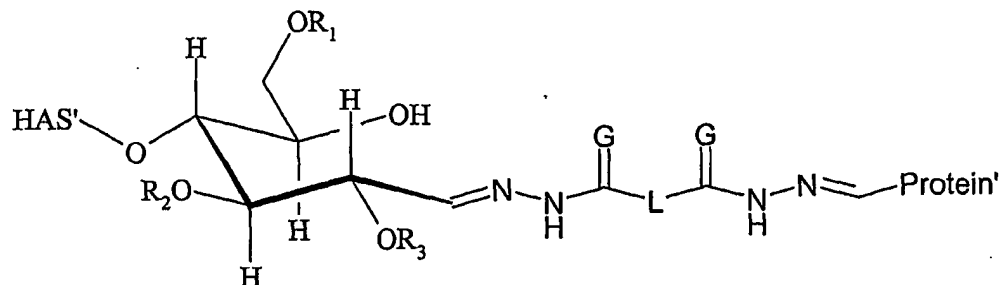
the polymer derivative comprising the aldehyde group, keto group or hemiacetal group A.

26. The method as claimed in claim 24, wherein M and Q comprise an amino group.
27. The method as claimed in claim 25 or 26, wherein the at least one suitable compound comprises a carboxy group and an aldehyde group, keto group or hemiacetal group.
28. The method as claimed in claim 27, wherein the at least one suitable compound is formylbenzoic acid or 4-(4-formyl-3,5-dimethoxyphenoxy)butyric acid.
29. The method as claimed in claim 25 or 26, wherein M comprises an amino group and Q comprises a beta hydroxy amino group.
30. The method as claimed in claim 29, wherein the polymer is reacted at its oxidized reducing end with a functional group M of an at least bifunctional compound.
31. The method as claimed in claim 29, further comprising oxidizing the beta hydroxyamino group to give the aldehyde group.
32. The method as claimed in claim 31, wherein the oxidation reaction is carried out using a periodate.
33. The method as claimed in claim 15, wherein the polymer is subjected to a ring-opening oxidation reaction using a periodate to give a polymer derivative having at least one, in particular at least two aldehyde groups A.
34. The method as claimed in any of claims 23 to 33, wherein the reaction of the polymer or the polymer derivative with the protein is a reductive amination.
35. The method as claimed in claim 34, wherein the reductive amination is carried out in the presence of NaCNBH_3 .

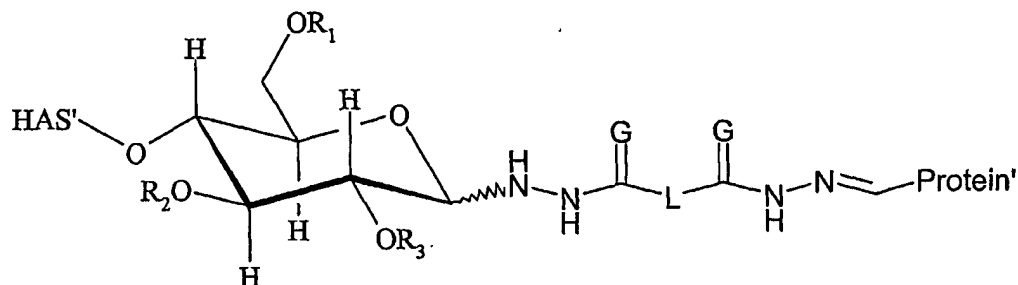
36. The method as claimed in claim 34 or 35, wherein the reductive amination is carried out a pH of 7 or less.
37. The method as claimed in claim 36, wherein the pH is 6 or less.
38. The method as claimed in any of claims 34 to 37, wherein the reductive amination is carried out at a temperature of from 0 to 25 °C.
39. The method as claimed in any of claims 34 to 38, wherein the reductive amination is carried out in an aqueous medium.
40. The method as claimed in any of claims 1 to 3, wherein Z is a thiol group and the protein is selected from the group consisting of IFN alpha, IFN beta, tPA, A1AT, APC, factor VII, and factor IX.
41. The method as claimed in claim 40, wherein A comprises a halogenacetyl group, the method further comprising reacting the polymer at its optionally oxidized reducing end with an at least bifunctional compound having at least two functional groups each comprising an amino group to give a polymer derivative having at least one functional group comprising an amino group, the method further comprising reacting the polymer derivative with a monohalogen-substituted acetic acid and/or a reactive monohalogen-substituted acetic acid derivative.
42. The method as claimed in claim 41, wherein the halogen is Br or I.
43. The method as claimed in claim 41 or 42, wherein the at least bifunctional compound is a diaminoalkane having from 2 to 10 carbon atoms.
44. The method as claimed in claim 41 or 42, wherein the at least bifunctional compound is a diaminopolyethylene glycol having from 1 to 5 alkylene units.
45. The method as claimed in any of claims 41 to 44, wherein the polymer is reacted with the at least bifunctional compound at its oxidized reducing end.

46. The method as claimed in any of claims 41 to 45, wherein the polymer derivative comprising the halogenacetyl group is reacted with the protein in the presence of a solvent comprising a mixture of dimethyl formamide and water.
47. The method as claimed in claim 40, wherein A comprises a maleimido group, the method further comprising reacting the polymer at its optionally oxidized reducing end with an at least bifunctional compound comprising a functional group U capable of reacting with the optionally oxidized reducing end, the at least bifunctional compound further comprising a functional group W capable of being chemically modified to give a maleimido group, the method further comprising chemically modifying the functional group W to give a maleimido group.
48. The method as claimed in claim 47, wherein U comprises an amino group.
49. The method as claimed in claim 47 or 48, wherein W comprises an amino group.
50. The method as claimed in any of claims 47 to 49, wherein the polymer derivative comprising W is reacted with an at least bifunctional compound comprising a functional group capable of being reacted with W and further comprising a maleimido group.
51. The method as claimed in claim 50, wherein the at least bifunctional compound is N-(alpha-maleimidoacetoxy)succinimide ester.
52. A conjugate as obtainable by a method as claimed in any of claims 1 to 51.
53. The conjugate as claimed in claim 52, wherein A is a reactive carboxy group, and wherein A was introduced in the polymer whose reducing end was not oxidized, by reacting at least one hydroxy group of the polymer with a carbonic diester, and wherein, said conjugate comprising one polymer molecule and at least one, in particular of from 1 to 10 protein molecules linked to the polymer via amide linkages, and wherein the protein is selected from the group consisting of IFN alpha, IFN beta, GM-CSF, APC, tPA, A1AT, AT III, factor VII, factor VIII, and factor IX.

54. A conjugate comprising a protein and a polymer or a derivative thereof, wherein the polymer is a hydroxyalkyl starch (HAS) and the protein is selected from the group consisting of IFN beta, GM-CSF, APC, tPA, A1AT, AT III, factor VII, factor VIII, and factor IX, said conjugate having a structure according to the formula



and/or

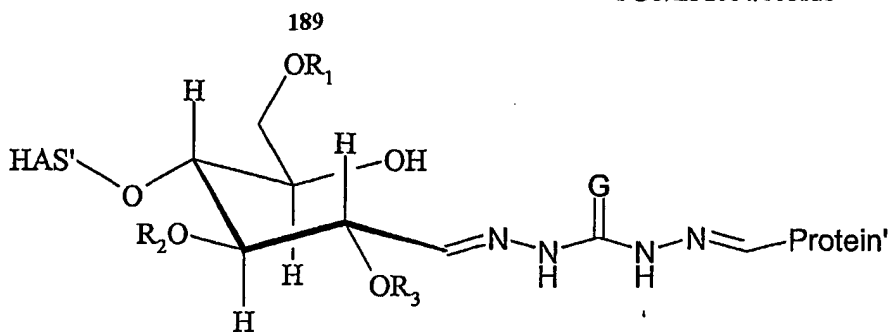


wherein R_1 , R_2 and R_3 are independently hydrogen or a hydroxyalkyl group, a hydroxyaryl group, a hydroxyaralkyl group or a hydroxyalkaryl group having of from 2 to 10 carbon atoms, preferably hydrogen or a hydroxyalkyl group, more preferably hydrogen or a hydroxyethyl group,

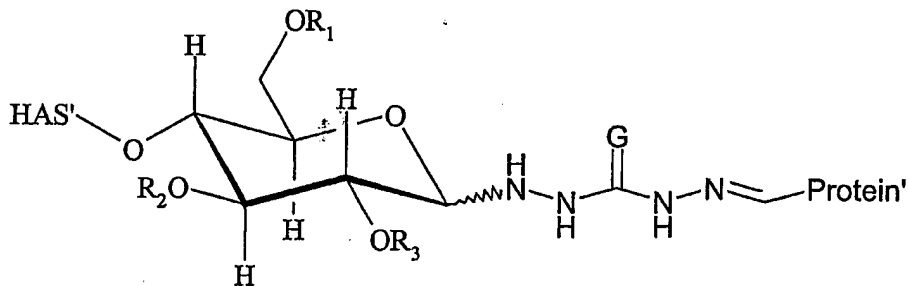
wherein G is selected from the group consisting of O and S, preferably O, and

wherein L is an optionally suitably substituted, linear, branched and/or cyclic hydrocarbon residue, optionally comprising at least one heteroatom, preferably an alkyl, aryl, aralkyl, heteroaryl, heteroaralkyl residue having from 2 to 60 carbon atoms.

55. The conjugates as claimed in claim 54, wherein -L- is $-(CH_2)_n-$ with $n = 2, 3, 4, 5, 6, 7, 8, 9, 10$, preferably 2, 3, 4, 5, 6, more preferably 2, 3, 4, and especially preferably 4.
56. A conjugate comprising a protein and a polymer or a derivative thereof, wherein the polymer is a hydroxyalkyl starch (HAS) and the protein is selected from the group consisting of IFN beta, GM-CSF, APC, tPA, A1AT, AT III, factor VII, factor VIII, and factor IX, said conjugate having a structure according to the formula



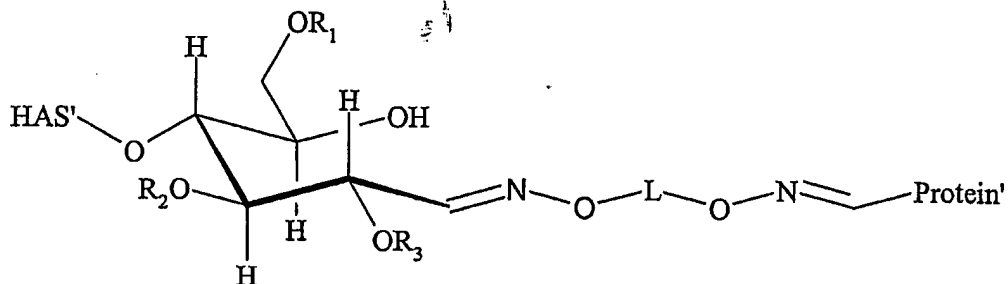
and/or



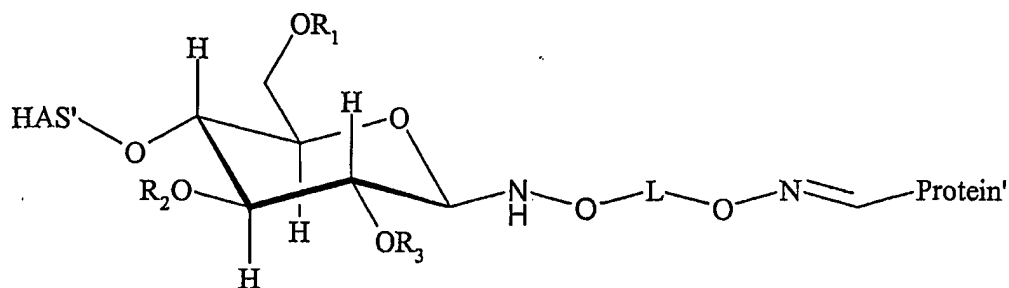
wherein R_1 , R_2 and R_3 are independently hydrogen or a hydroxyalkyl group, a hydroxyaryl group, a hydroxyaralkyl group or a hydroxyalkaryl group having of from 2 to 10 carbon atoms, preferably hydrogen or a hydroxyalkyl group, more preferably hydrogen or a hydroxyethyl group, and

wherein G is selected from the group consisting of O and S, preferably O.

57. A conjugate comprising a protein and a polymer or a derivative thereof, wherein the polymer is a hydroxyalkyl starch (HAS) and the protein is selected from the group consisting of IFN beta, GM-CSF, APC, tPA, A1AT, AT III, factor VII, factor VIII, and factor IX, said conjugate having a structure according to the formula



and/or



wherein R_1 , R_2 and R_3 are independently hydrogen or a hydroxyalkyl group, a hydroxyaryl group, a hydroxyaralkyl group or a hydroxyalkaryl group having of from 2 to 10 carbon atoms, preferably hydrogen or a hydroxyalkyl group, more preferably hydrogen or a hydroxyethyl group, and

wherein L is an optionally suitably substituted, linear, branched and/or cyclic hydrocarbon residue, optionally comprising at least one heteroatom, preferably an alkyl, aryl, aralkyl, heteroaryl, heteroaralkyl residue having from 2 to 60 carbon atoms.

58. The conjugate as claimed in claim 57, wherein -L- is



wherein R_a , R_b , R_c , R_d are independently hydrogen, alkyl, aryl, preferably hydrogen,

wherein G is selected from the group consisting of O and S, preferably O, and wherein

m 1, 2, 3 or 4, wherein the residues R_a and R_b may be the same or different in the m groups CR_aR_b ;

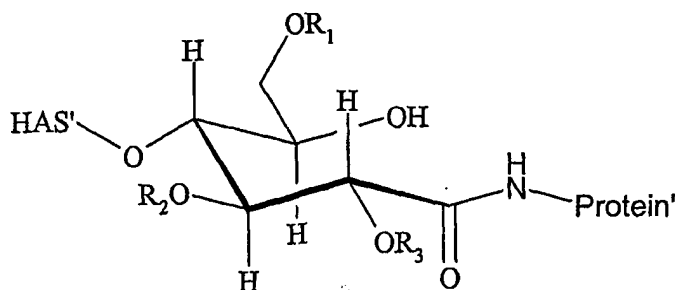
n 0 to 20, preferably 0 to 10, more preferably 1, 2, 3, 4, 5, most preferably 1 or 2;

o 0 to 20, preferably 0 to 10, more preferably 1, 2, 3, 4, 5, most preferably 1 or 2, wherein the residues R_c and R_d may be the same or different in the o groups CR_cR_d ;

59. The conjugate as claimed in claim 57 or 58, wherein R_a , R_b , R_c , R_d are hydrogen, $m = 2$, $n = 1$, and $o = 2$.

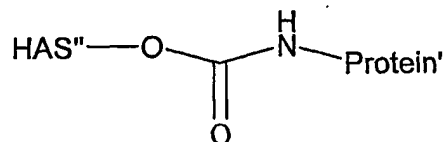
60. A conjugate comprising a protein and a polymer or a derivative thereof, wherein the polymer is a hydroxyalkyl starch (HAS) and the protein is selected from the group consisting of IFN alpha, IFN beta, GM-CSF, APC, tPA, A1AT, AT III, factor VII, factor VIII, and factor IX, said conjugate having a structure according to the formula

191



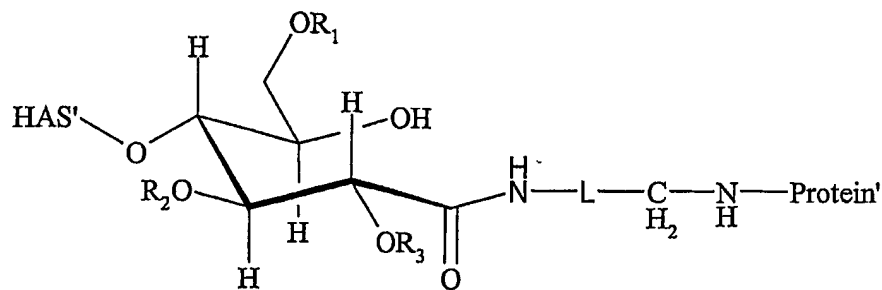
wherein R₁, R₂ and R₃ are independently hydrogen or a hydroxyalkyl group, a hydroxyaryl group, a hydroxyaralkyl group or a hydroxyalkaryl group having of from 2 to 10 carbon atoms, preferably hydrogen or a hydroxyalkyl group, more preferably hydrogen or a hydroxyethyl group.

61. A conjugate comprising a protein and a polymer or a derivative thereof, wherein the polymer is a hydroxyalkyl starch (HAS) and the protein is selected from the group consisting of IFN alpha, IFN beta, GM-CSF, APC, tPA, A1AT, AT III, factor VII, factor VIII, and factor IX, having a structure according to the formula

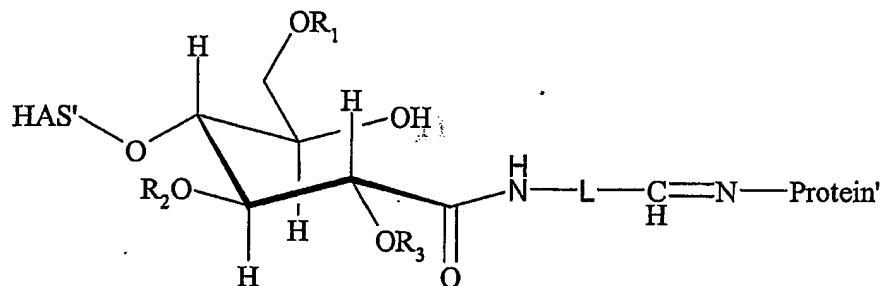


wherein R₁, R₂ and R₃ are independently hydrogen or a hydroxyalkyl group, a hydroxyaryl group, a hydroxyaralkyl group or a hydroxyalkaryl group having of from 2 to 10 carbon atoms, preferably hydrogen or a hydroxyalkyl group, more preferably hydrogen or a hydroxyethyl group, and wherein the linkage -O-(C=O)- was formed by a reaction of a carboxy group or a reactive carboxy group with a hydroxy group of the HAS molecule, and wherein HAS'' refers to the HAS molecule without said hydroxy group.

62. A conjugate, comprising a protein and a polymer or a derivative thereof, wherein the polymer is a hydroxyalkyl starch (HAS) and the protein is selected from the group consisting of IFN alpha, IFN beta, GM-CSF, APC, tPA, A1AT, AT III, factor VII, factor VIII, and factor IX, said conjugate having a structure according to the formula



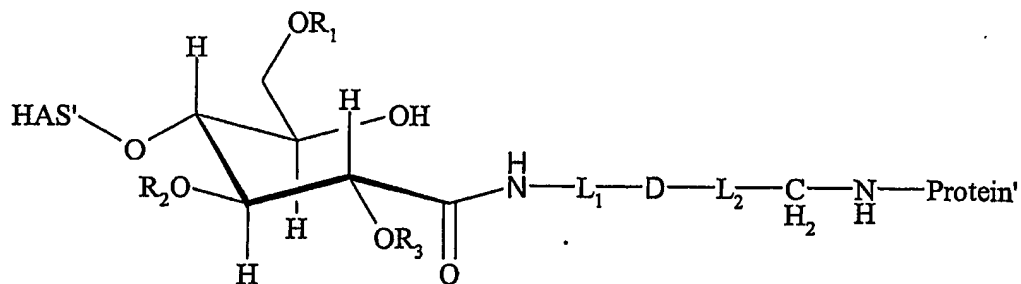
and/or



wherein R_1 , R_2 and R_3 are independently hydrogen or a hydroxyalkyl group, a hydroxyaryl group, a hydroxyaralkyl group or a hydroxyalkaryl group having of from 2 to 10 carbon atoms, preferably hydrogen or a hydroxyalkyl group, more preferably hydrogen or a hydroxyethyl group, and

wherein L is an optionally substituted, linear, branched and/or cyclic hydrocarbon residue, optionally comprising at least one heteroatom, having from 1 to 60 preferably from 1 to 40, more preferably from 1 to 20, more preferably from 1 to 10, more preferably from 1 to 6 more preferably from 1 to 2 carbon atoms and especially preferably 1 carbon atom, L being in particular CH_2 .

63. A conjugate, comprising a protein and a polymer or a derivative thereof, wherein the polymer is a hydroxyalkyl starch (HAS) and the protein is selected from the group consisting of IFN alpha, IFN beta, GM-CSF, APC, tPA, A1AT, AT III, factor VII, factor VIII, and factor IX, said conjugate having a structure according to the formula



wherein R_1 , R_2 and R_3 are independently hydrogen or a hydroxyalkyl group, a hydroxyaryl group, a hydroxyaralkyl group or a hydroxyalkaryl group having of from 2 to 10 carbon atoms, preferably hydrogen or a hydroxyalkyl group, more preferably hydrogen or a hydroxyethyl group, and

wherein L_1 and L_2 are independently an optionally substituted, linear, branched and/or cyclic hydrocarbon residue, optionally comprising at least one heteroatom, comprising an alkyl, aryl, aralkyl heteroalkyl, and/or heteroaralkyl moiety, said residue having from 1 to 60 preferably from 1 to 40, more preferably from 1 to 20, more preferably from 1 to 10 carbon atoms, and

wherein D is a linkage, preferably a covalent linkage which was formed by a suitable functional group F^2 linked to L_1 and a suitable functional group F_3 linked to L_2 .

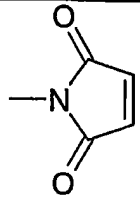
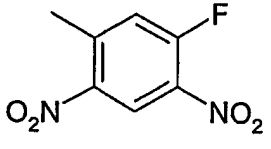
64. The conjugate as claimed in claim 63, wherein L_1 is $-(CH_2)_n-$ with $n = 2, 3, 4, 5, 6, 7, 8, 9, 10$, preferably 2, 3, 4, 5, 6, more preferably 2, 3, 4, and especially preferably 4.
65. The conjugate as claimed in claim 63 or 64, wherein L_2 comprises an optionally suitably substituted aryl moiety, preferably an aryl moiety containing 6 carbon atoms, L_2 being especially preferably C_6H_4 .
66. The conjugate as claimed in any of claims 63 to 65, wherein F_2 is selected from the group consisting of
- C-C-double bonds or C-C-triple bonds or aromatic C-C-bonds;
 - the thio group or the hydroxy groups;
 - alkyl sulfonic acid hydrazide, aryl sulfonic acid hydrazide;
 - 1,2-dioles;
 - 1,2 amino-thioalcohols;
 - azides;
 - 1,2-aminoalcohols;
 - the amino group $-NH_2$ or derivatives of the amino groups comprising the structure unit $-NH-$ such as aminoalkyl groups, aminoaryl group, aminoaralkyl groups, or alkarlyaminogroups;
 - the hydroxylamino group $-O-NH_2$, or derivatives of the hydroxylamino group comprising the structure unit $-O-NH-$, such as hydroxylalkylamino groups,

hydroxylarylamino groups, hydroxylaralkylamino groups, or hydroxyalkarylamino groups;

- alkoxyamino groups, aryloxyamino groups, aralkyloxyamino groups, or alkaryloxyamino groups, each comprising the structure unit -NH-O-;
- residues having a carbonyl group, -Q-C(=G)-M, wherein G is O or S, and M is, for example,
 - -OH or -SH;
 - an alkoxy group, an aryloxy group, an aralkyloxy group, or an alkaryloxy group;
 - an alkylthio group, an arylthio group, an aralkylthio group, or an alkarylthio group;
 - an alkylcarbonyloxy group, an arylcarbonyloxy group, an aralkylcarbonyloxy group, an alkarylcarbonyloxy group;
 - activated esters such as esters of hydroxylamines having imid structure such as N-hydroxysuccinimide or having a structure unit O-N where N is part of a heteroaryl compound or, with G = O and Q absent, such as aryloxy compounds with a substituted aryl residue such as pentafluorophenyl, paranitrophenyl or trichlorophenyl;

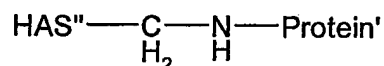
wherein Q is absent or NH or a heteroatom such as S or O;

- -NH-NH₂, or -NH-NH-;
- -NO₂;
- the nitril group;
- carbonyl groups such as the aldehyde group or the keto group;
- the carboxy group;
- the -N=C=O group or the -N=C=S group;
- vinyl halide groups such as the vinyl iodide or the vinyl bromide group or triflate;
- -C≡C-H;
- -(C=NH₂Cl)-OAlkyl
- groups -(C=O)-CH₂-Hal wherein Hal is Cl, Br, or I;
- -CH=CH-SO₂-;
- a disulfide group comprising the structure -S-S-;

- the group		;
- the group		.

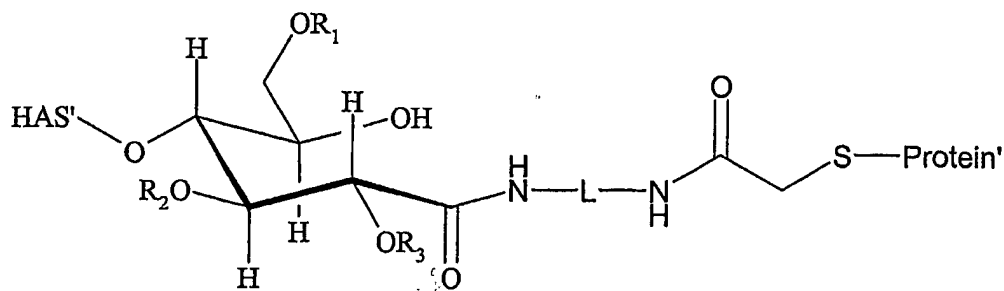
and wherein F_3 is a functional group capable of forming a chemical linkage with F_2 and is preferably selected from the above-mentioned group, F_2 preferably comprising the moiety $-NH-$, more preferably comprising an amino group, F_3 preferably comprising the moiety $-(C=G)-$, more preferably $-(C=O)-$, more preferably the moiety $-(C=G)-G-$, still more preferably $-(C=O)-G-$, and especially preferably $-(C=O)-O$, D being particularly preferably an amide linkage.

67. A conjugate, comprising a protein and a polymer or a derivative thereof, wherein the polymer is a hydroxyalkyl starch (HAS) and the protein is selected from the group consisting of IFN alpha, IFN beta, GM-CSF, APC, tPA, A1AT, AT III, factor VII, factor VIII, and factor IX, said conjugate having a structure according to the formula



wherein the carbon atom of the moiety $-\text{CH}_2-\text{NH}-$ is derived from an aldehyde group which was introduced in the polymer by a ring-opening oxidation reaction, and wherein the nitrogen atom is derived from an amino group of the protein, wherein HAS'' refers to the HAS molecule without the carbon atom of said aldehyde group involved in the reaction.

68. A conjugate, comprising a protein and a polymer or a derivative thereof, wherein the polymer is a hydroxyalkyl starch (HAS) and the protein is selected from the group consisting of IFN alpha, IFN beta, tPA, A1AT, factor VII and factor IX, said conjugate having a structure according to the formula



wherein R_1 , R_2 and R_3 are independently hydrogen or a hydroxyalkyl group, a hydroxyaryl group, a hydroxyaralkyl group or a hydroxyalkaryl group having of from 2 to 10 carbon atoms, preferably hydrogen or a hydroxyalkyl group, more preferably hydrogen or a hydroxyethyl group, and

wherein L is an optionally substituted, linear, branched and/or cyclic hydrocarbon residue, optionally comprising at least one heteroatom, comprising an alkyl, aryl, aralkyl heteroalkyl, and/or heteroaralkyl moiety, said residue having from 2 to 60 preferably from 2 to 40, more preferably from 2 to 20, more preferably from 2 to 10 carbon atoms, and

wherein the sulfur atom is derived from a cysteine residue or a disulfide group of the protein.

69. The conjugate as claimed in claim 68, wherein -L- is



wherein R_a , R_b , R_c , R_d are independently hydrogen, alkyl, aryl, preferably hydrogen,

wherein G is selected from the group consisting of O and S, preferably O, and wherein

m 1, 2, 3 or 4, most preferably 2, wherein the residues R_a and R_b may be the same or different in the m groups CR_aR_b ;

n 1 to 20, preferably 1 to 10, most preferably 1, 2, 3, or 4;

o 1 to 20, preferably 1 to 10, more preferably 1, 2, 3, 4, 5, more preferably 1 or 2, most preferably 1, wherein the residues R_c and R_d may be the same or different in the o groups CR_cR_d ;

or

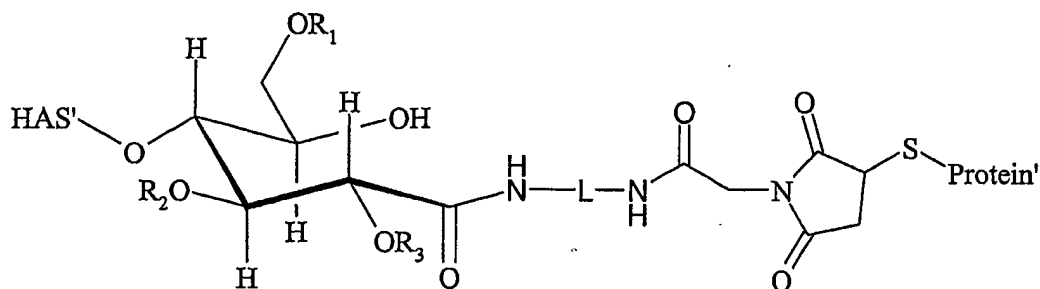
wherein

n 0, and

o 2 to 20, preferably 2 to 10, more preferably 2, 3, 4, 5, 6, 7, or 8, wherein the residues R_c and R_d may be the same or different in the o groups CR_cR_d .

70. A conjugate, comprising a protein and a polymer or a derivative thereof, wherein the polymer is a hydroxyalkyl starch (HAS) and the protein is selected from the group

consisting of IFN alpha, IFN beta, tPA, A1AT, APC, factor VII and factor IX, said conjugate having a structure according to the formula



wherein R_1 , R_2 and R_3 are independently hydrogen or a hydroxyalkyl group, a hydroxyaryl group, a hydroxyaralkyl group or a hydroxyalkaryl group having of from 2 to 10 carbon atoms, preferably hydrogen or a hydroxyalkyl group, more preferably hydrogen or a hydroxyethyl group, and

wherein L is an optionally substituted, linear, branched and/or cyclic hydrocarbon residue, optionally comprising at least one heteroatom, comprising an alkyl, aryl, aralkyl heteroalkyl, and/or heteroaralkyl moiety, said residue having from 2 to 60 preferably from 2 to 40, more preferably from 2 to 20, more preferably from 2 to 10 carbon atoms, and

wherein the sulfur atom is derived from a cysteine residue or a disulfide group of the protein.

71. The conjugate as claimed in claim 70, wherein -L- is



wherein R_a , R_b , R_c , R_d are independently hydrogen, alkyl, aryl, preferably hydrogen,

wherein G is selected from the group consisting of O and S, preferably O, and wherein

m 1, 2, 3 or 4, most preferably 2, wherein the residues R_a and R_b may be the same or different in the m groups CR_aR_b ;

n 1 to 20, preferably 1 to 10, most preferably 1, 2, 3, or 4;

o 1 to 20, preferably 1 to 10, more preferably 1, 2, 3, 4, 5, more preferably 1 or 2, most preferably 1, wherein the residues R_c and R_d may be the same or different in the o groups CR_cR_d ;

or

wherein

n 0, and

- o 2 to 20, preferably 2 to 10, more preferably 2, 3, 4, 5, 6, 7, or 8, wherein the residues R_c and R_d may be the same or different in the o groups CR_cR_d.
72. The conjugate as claimed in any of claims 54 to 71, wherein the hydroxyalkyl starch is hydroxyethyl starch.
73. The conjugate as claimed in claim 72 wherein the hydroxyethyl starch has a molecular weight of from 2 to 200 kD, preferably of from 4 to 130 kD, more preferably of from 4 to 70 kD.
74. A conjugate as claimed in any of claims 52 to 73, for use in a method for the treatment of the human or animal body.
75. A pharmaceutical composition comprising in a therapeutically effective amount a conjugate as claimed in any of claims 52 to 73.
76. A pharmaceutical composition as claimed in claim 75, further comprising at least one pharmaceutically acceptable diluent, adjuvant, or carrier.
77. Use of a HAS-protein conjugate, preferably a HES-protein conjugate, as claimed in any of claims 52 to 73, wherein the protein is IFN alpha, for the preparation of a medicament for the treatment of leukaemia e.g. hairy cell leukaemia, chronic myelogenous leukaemia, multiple myeloma, follicular lymphoma, cancer, e.g. carcinoid tumour, malignant melanoma and hepatitis, eg. chronic hepatitis B and chronic hepatitis C.
78. Use of a HAS-protein conjugate, preferably a HES-protein conjugate, as claimed in any of claims 52 to 73, wherein the protein is IFN beta, for the preparation of a medicament for the treatment of multiple sclerosis, preferably relapsing forms of multiple sclerosis.
79. Use of a HAS-protein conjugate, preferably a HES-protein conjugate, as claimed in any of claims 52 to 73, wherein the protein is GM-CSF, for the preparation of a medicament for myeloid reconstitution following bone marrow transplant or induction chemotherapy in older adults with acute myelogenous leukaemia, bone marrow transplant engraftment

failure or delay, mobilization and following transplantation of autologous peripheral blood progenitor cells.

80. Use of a HAS-protein conjugate, preferably a HES-protein conjugate, as claimed in any of claims 52 to 73, wherein the protein is APC, for the preparation of a medicament for the treatment of severe sepsis, thrombosis, thromboembolism or occlusive diseases, especially occlusive arterial diseases.
81. Use of a HAS-protein conjugate, preferably a HES-protein conjugate, as claimed in any of claims 52 to 73, wherein the protein is tPA, for the preparation of a medicament for the treatment of myocardial infarctions (heart attacks), thrombosis, thromboembolism or occlusive diseases, especially occlusive arterial diseases.
82. Use of a HAS-protein conjugate, preferably a HES-protein conjugate, as claimed in any of claims 52 to 73, wherein the protein is A1AT, for the preparation of a medicament for the treatment of emphysema, cystic fibrosis, atopic dermatitis, and/or bronchitis.
83. Use of a HAS-protein conjugate, preferably a HES-protein conjugate, as claimed in any of claims 52 to 73, wherein the protein is AT III, for the preparation of a medicament for the treatment of hereditary deficiency, veno-occlusive disease, burns and heparin resistance in coronary arterial bypass Graft (CABG) surgery, prevention of micro-clot formation associated with ventilation therapy, treatment of bowel perforation resulting from trauma or gastrointestinal surgery; disseminated intravascular coagulation (DIC) and/or sepsis.
84. Use of a HAS-protein conjugate, preferably a HES-protein conjugate, as claimed in any of claims 52 to 73, wherein the protein is factor VII, for the preparation of a medicament for the treatment of episodes in hemophilia A or B patients with inhibitors to Factor VIII or Factor IX.
85. Use of a HAS-protein conjugate, preferably a HES-protein conjugate, as claimed in any of claims 52 to 73, wherein the protein is factor VIII, for the preparation of a medicament for the treatment of haemophilia A.

86. Use of a HAS-protein conjugate, preferably a HBS-protein conjugate, as claimed in any of claims 52 to 73, wherein the protein is factor IX, for the preparation of a medicament for the control and prevention of hemorrhagic episodes in patients with hemophilia B, preferably congenital factor IX deficiency or Christmas disease, including control and prevention of bleeding in surgical settings.